


**VICTOR REINZ®**



**ISUZU**  
**Q3 / 2023**



**[VictorReinz.com/online-catalog](https://VictorReinz.com/online-catalog)**



### Online Catalog

[VictorReinz.com/online-catalog](https://VictorReinz.com/online-catalog)



### Newsletter

[VictorReinz.com/EN/News/Newsletter.aspx?region](https://VictorReinz.com/EN/News/Newsletter.aspx?region)



### Youtube

[www.youtube.com/user/VictorReinzSealingEN](https://www.youtube.com/user/VictorReinzSealingEN)



### Catalog News

[VictorReinz.com/news](https://VictorReinz.com/news)



### Technical Service Information

[VictorReinz.com/tsi](https://VictorReinz.com/tsi)



### Facebook

[www.facebook.com/VictorReinzParts](https://www.facebook.com/VictorReinzParts)



### Just seal it!

[VictorReinz.com/jsi](https://VictorReinz.com/jsi)



### Technical Datasheet

[VictorReinz.com/jsi-datasheet](https://VictorReinz.com/jsi-datasheet)



### LinkedIn

[www.linkedin.com/showcase/victor-reinz-emea](https://www.linkedin.com/showcase/victor-reinz-emea)



### Safety Datasheet

[VictorReinz.com/jsi-datasheet](https://VictorReinz.com/jsi-datasheet)



### Homepage

[VictorReinz.com](https://VictorReinz.com)

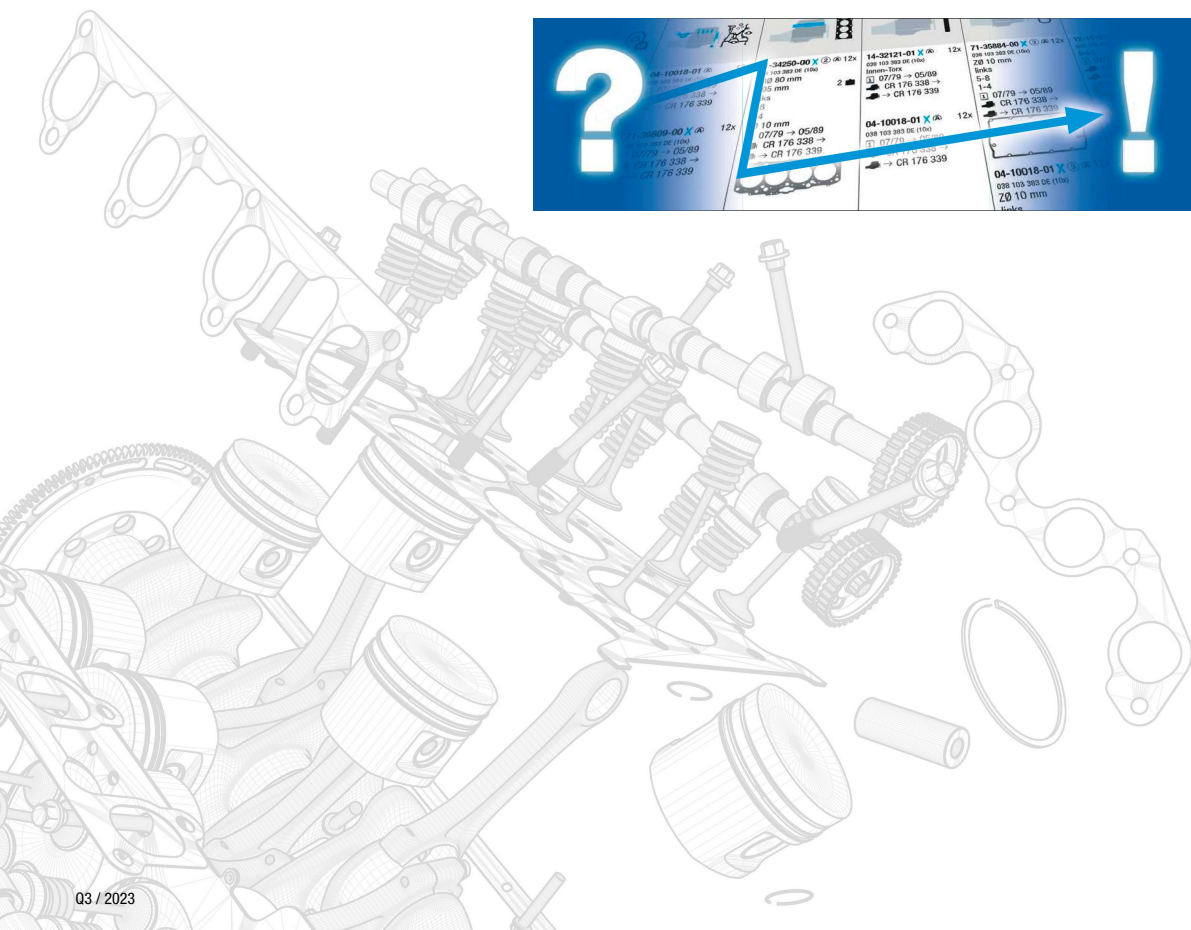




[VictorReinz.com/catalog-info](https://VictorReinz.com/catalog-info)



[VictorReinz.com/catalog-how-to-use](https://VictorReinz.com/catalog-how-to-use)



# ISUZU



**0-9**

4BD1 ..... 18

4FD1 ..... 7

4HK1-E5C ..... 18

4HK1-E5N ..... 18

4HK1-E5S ..... 18

4HK1-TCN ..... 19

4HK1-XN ..... 19

4JA1 ..... 8-9

4JA1-AG ..... 8

4JA1-L ..... 8

4JA1-T ..... 8

4JA1-TC ..... 8

4JB1 ..... 10-11

4JB1-T ..... 11

4JB1-TC ..... 12

4JG2 ..... 17

4JG2-T ..... 17

4JG2-TC ..... 17

4JH1-TC ..... 12

4JJ1-E4C-L ..... 13

4JJ1-TC ..... 13-14

4JJ1-TCX ..... 14-15

4JJ3-TCX ..... 15

4JK1-E5-TC ..... 9

4JK1-E5S-L ..... 9

4JK1-TC ..... 9

4JK1-TCX ..... 10

4JK1-TCY ..... 9

4JX1 ..... 16

4JX1-T ..... 16

4JX1-TC ..... 16

4XE1 ..... 5

4XE1-UW ..... 5

4ZC1 ..... 6

4ZC1-T ..... 6

4ZD1 ..... 7

4ZE1 ..... 10

6BD1 ..... 19

6HE1-T ..... 20

6HH1-N ..... 21

6HH1-S ..... 21

6HK1-TC ..... 20

6HK1-TCC ..... 20

6HK1-TCN ..... 20



6HK1-TCS ..... 21

6VD1 (DOHC) ..... 17

6VD1 (SOHC) ..... 17

6VE1 ..... 18

**C**

C190 ..... 5

C223 ..... 6

C223-T ..... 6

C24-SE ..... 8

C240 ..... 8

**G**

































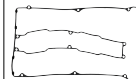






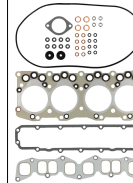


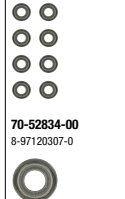









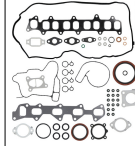
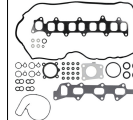


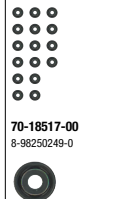



G161-Z ..... 5

G200-Z ..... 6

**R**

RZ4E-TC ..... 5



ISUZU														
Ltr.														
1,6	G161-Z	74 kW (101 PS)						61-52390-00 94216870 82,5 Ø		71-52386-00 94200715	12-52733-01	11-52389-01  94207284	71-52387-00 94204431	
											 70-52733-10			
1,6	4XE1	84-93 kW (114-126 PS)	GEMINI GEMINI GTI	03/88-12/90	01-52890-02 94386049	02-52890-02		61-52890-00 94429626 81 Ø			12-52829-02 894470-9460 (12x)	71-53073-00  71-53074-00  8-94457315-1		
														
1,6	4XE1-UW	97-103 kW (132-140 PS)			01-53085-01 894331-5322	02-53085-01 94331533		61-53085-00 81 Ø		71-52833-00 94360527	12-52829-01 894470-9460 (16x)	71-52831-00  94437058  71-53074-00  8-94457315-1	81-53336-00  8-94327063-0 87x100 B SL LD MVQ   81-53226-00  8-94215220-0 30x45 A SL OD MVQ 	
														
1,9	C190	40 kW (54 PS)				02-52400-01 94030182		61-52400-00 511141-0731 87,5 Ø MLS		71-52323-00 511173-0170	12-52834-01 8-97120307-0 (8x)	71-52401-00    		
											 70-52834-00 8-97120307-0	8x		
1,9	RZ4E-TC	110-120 kW (150-163 PS)	D-MAX D-MAX Ddi D-MAX DDi MU-X DDi	11/15	01-11133-01	02-11133-01		61-10814-00 8-98346416-0 81,2 Ø 0,95 mm MLS 1 	14-18344-01 8-98273485-0 (10x)	15-18346-01 8-98304025-0 +8-98336417-0 (4x) +8-98336418-0 +8-98336419-0	12-18517-01 8-98250249-0 (16x)	71-18348-00  8-98332282-0   71-18350-00  8-98247606-2	70-31414-10 	81-10616-00  8-98259275-0 57x76 AB SL RD FPM   81-10617-00  8-98259276-0 83x108 AB SL LD FPM 
								61-10814-10 8-98346417-0 81,2 Ø 1 mm MLS 2 			 70-18517-00 8-98250249-0	16x		
								61-10814-20 8-98346418-0 81,2 Ø 1,05 mm MLS 3 						
														

## ISUZU

Ltr.

2,0 G200-Z 58 kW (79 PS) CAMPO 06/85-12/88


02-52392-01  
894255-4551

61-52392-00  
94213809  
88 Ø

71-52386-00  
94200715

12-52733-01

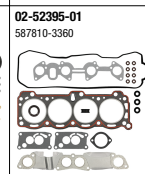
71-52391-00 1-  
94210402

2x

71-52387-00  
94204431

81-53287-00 K-  
50x68  
A SL RD FPM

81-53327-00 K-  
9-09924449-0  
82x105  
A SL LD MVQ

2,0 4ZC1 61-110 kW (83-150 PS) MIDI 06/85-08/92  
4ZC1-T

61-52395-00  
849224-3131  
89,5 Ø

15-52393-01  
894214-9850

12-52733-01

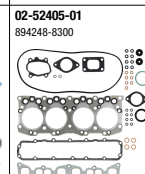
71-52397-00 1-  
894111-6490

71-52396-00

81-53268-00 K-  
8-94214912-0  
40x56  
A SL LD MVQ

81-53077-00 K-  
8-97071561-1  
95x118  
A SL LD FPM

81-53226-00 N  
8-94215220-0  
30x45  
A SL OD MVQ

2,2 C223 39-53 kW (53-72 PS) CAMPO D 01/83-12/91  
C223-T KB  
TROOPER D  
TROOPER TD

61-52405-00  
894156-0780  
89 Ø  
MLS

71-52323-00  
511173-0170

12-52834-01  
8-97120307-0 (8X)

71-52401-00 1-  
511367-0040















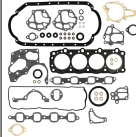
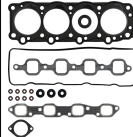



















71-52403-00  
511367-0040









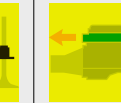






















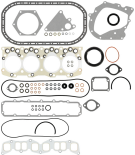
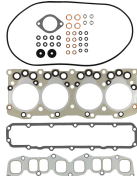























81-53298-00 K-  
65x84  
A SL RD NBR

81-53327-00 K-  
9-09924449-0  
82x105  
A SL LD MVQ









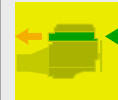













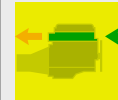


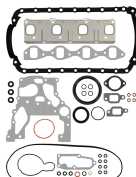
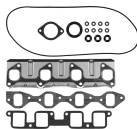






































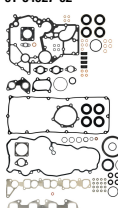


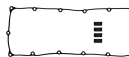











81-53276-00 N  
42x55  
A SL RD FPM






























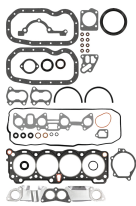

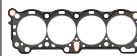
























ISUZU																
Ltr.														 		  
2,2	4FD1	45 kW (61 PS)	FARGO Bus D MIDI D	01/83-12/95	01-52410-01 894438-3150	02-52410-01 894438-3180			61-52410-00 894124-8800 89,5 Ø		71-52404-00 94239140	12-52733-01	71-52407-00  94221022	71-52408-00  94221025	71-52406-00	81-53268-00  8-94214912-0 40x56 A SL LD MVQ 81-53077-00  8-97071561-1 95x118 A SL LD FPM 81-53221-00  5-09625053-1 28x47 A SL RD MVQ
2,3	4ZD1	66-72 kW (90-98 PS)	CAMPO TROOPER	09/84-12/91	01-52412-01 587810-3433	02-52412-01 94335884			61-52412-00 8-94324053-0 91 Ø 1,5 mm		15-52393-01 894214-9850	12-52733-01	71-52411-00  894146-2490	71-52398-00  894246-1091	71-52409-00 894152-7890	81-53268-00  8-94214912-0 40x56 A SL LD MVQ 81-53077-00  8-97071561-1 95x118 A SL LD FPM 81-53226-00  8-94215220-0 30x45 A SL OD MVQ















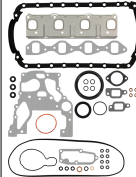
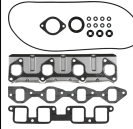













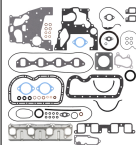
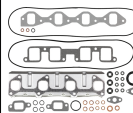








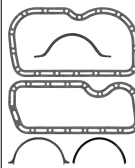











ISUZU															
Ltr.															
2,4	C24-SE	94 kW (128 PS)	KB	06/04		<b>02-26775-04</b> 	<b>08-31965-02</b> 8-92061971-0 		<b>61-26775-10</b> 87,5 Ø 1,3 mm  <b>61-37455-00</b>  93282665 90 Ø MLS 		<b>71-33367-00</b> 8-90467661-0 	<b>12-26546-01</b> 8-90215296-0 (8X) 	<b>71-26510-10</b>  8-92060514-0  <b>71-25513-10</b>  8-92060515-0 	<b>70-31414-10</b> 	<b>81-25516-10</b>  31x50 A SL RD FPM  <b>81-38229-10</b>  8-90298408-0 90x104 A SL LD  <b>81-24909-10</b>  8-90280463-0 35x48 A SL RD MVQ 
2,4	C240	44-51 kW (60-69 PS)			<b>01-52400-02</b> 587810-2082 	<b>02-52400-01</b> 94030182 			<b>61-52400-00</b> 511141-0731 87,5 Ø MLS 		<b>71-52323-00</b> 511173-0170 	<b>12-52834-01</b> 8-97120307-0 (8X)  <b>70-52834-00</b> 8-97120307-0 	<b>71-52401-00</b>  	<b>71-52403-00</b> 511367-0040 	<b>81-53287-00</b>  50x68 A SL RD FPM  <b>81-53327-00</b>  9-09924449-0 82x105 A SL LD MVQ 
2,5	4JA1 4JA1-AG 4JA1-L 4JA1-T 4JA1-TC	50-74 kW (68-101 PS)	D-MAX D-MAX CRDi D-MAX DTD KB PICKUP TD	12/90					<b>61-52675-00</b> 8-97350318-0 94 Ø 1,6 mm MLS 	<b>14-32145-01</b> 8-97133416-1 (18X) 		<b>12-52834-01</b> 8-97120307-0 (8X)  <b>70-52834-00</b> 8-97120307-0 	<b>71-53973-00</b>  8-97301838-1 		<b>81-53426-00</b>  8-97049145-0 50x68 A SL RD FPM  <b>81-53077-00</b>  8-97071561-1 95x118 A SL LD FPM 
									<b>61-52675-10</b> 8-97350319-0 94 Ø 1,65 mm MLS 						
									<b>61-52675-20</b> 8-97350320-0 94 Ø 1,7 mm MLS 						















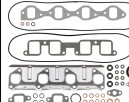










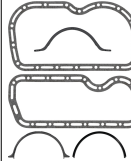






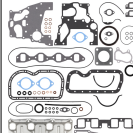
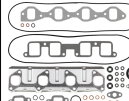












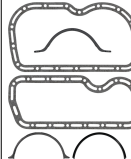






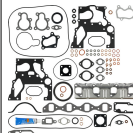

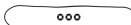




















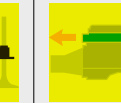







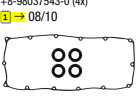












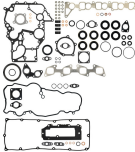



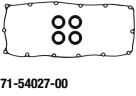













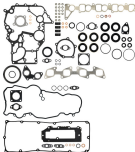



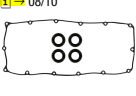












ISUZU															
Ltr.															
2,5	4JA1	55 kW (75 PS)	CAMPO D KB	01/83-12/90	<b>01-52675-01</b> 894319-3700 	<b>02-52675-01</b> 894319-3760 			<b>61-52675-00</b> 8-97350318-0 94 Ø 1,6 mm MLS 		<b>15-52414-02</b> 	<b>12-52834-01</b> 8-97120307-0 (8X) 	<b>71-52962-00</b>  	<b>71-52413-00</b> 	<b>81-53426-00</b>  8-97049145-0 50x68 A SL RD FPM 
									<b>61-52675-10</b> 8-97350319-0 94 Ø 1,65 mm MLS 			<b>71-52963-00</b>  	<b>71-52964-00</b>  8x 		<b>81-53077-00</b>  8-97071561-1 95x118 A SL LD FPM 
									<b>61-52675-20</b> 8-97350320-0 94 Ø 1,7 mm MLS 			<b>70-52834-00</b> 8-97120307-0 			<b>81-53268-00</b>  8-94214912-0 40x56 A SL LD MVQ 
2,5	4JK1-E5S-L 4JK1-E5-TC 4JK1-TCY	120 kW (163 PS)	D-MAX CRDi	06/12 	<b>01-54027-03</b> 5-87816862-0 	<b>02-54027-02</b> 5-87816990-0 			<b>61-10116-00</b> 8-98291683-0 +8-97328828-2 96,5 Ø 1,05 mm MLS 	<b>14-32006-01</b> 8-98201019-0 (18x) 	<b>15-54027-02</b> 8-97945338-0 +8-98037543-0 (4x) 	<b>12-54047-01</b> 8-97328647-0 (16x) 	<b>71-54031-00</b>  8-98212999-0 	<b>70-31414-10</b> 	<b>81-53426-00</b>  8-97049145-0 50x68 A SL RD FPM 
									<b>61-10116-10</b> 8-98291684-0 +8-97331631-2 96,5 Ø 1,1 mm MLS 		<b>71-54027-00</b> 8-97945338-0 	<b>12-54047-00</b> 8-97328647-0 	<b>71-54029-00</b>  8-98229782-0 		<b>81-53077-00</b>  8-97071561-1 95x118 A SL LD FPM 
2,5	4JK1-TC	80-100 kW (109-136 PS)	D-MAX CRDi D-MAX DiTD KB MU-X CRDi	10/06	<b>01-54027-02</b> 	<b>02-54027-01</b> 			<b>61-10116-00</b> 8-98291683-0 +8-97328828-2 96,5 Ø 1,05 mm MLS 		<b>15-54027-01</b> 8-97945338-0 +8-98216269-0 (4X) 	<b>12-54047-01</b> 8-97328647-0 (16x) 	<b>71-54031-00</b>  8-98212999-0 		<b>81-53426-00</b>  8-97049145-0 50x68 A SL RD FPM 
									<b>61-10116-10</b> 8-98291684-0 +8-97331631-2 96,5 Ø 1,1 mm MLS 				<b>71-54029-00</b>  8-98229782-0 		<b>81-53077-00</b>  8-97071561-1 95x118 A SL LD FPM 
									<b>61-10116-20</b> 8-98291685-0 +8-97331632-2 96,5 Ø 1,15 mm MLS 						

ISUZU															
Ltr.															
2,5	4JK1-TCX	56-100 kW (76-136 PS)	D-MAX D-MAX CRDi MU-X CRDi	10/06 <b>[NEW]</b>					<b>61-10116-00</b> 8-98291683-0 +8-97328828-2 96,5 Ø 1,05 mm MLS <b>1</b> 	<b>14-32006-01</b> 8-98201019-0 (18x) 	<b>15-54027-02</b> 8-97945338-0 +8-98037543-0 (4x)  <b>71-54027-00</b> 8-97945338-0 	<b>12-54047-01</b> 8-97328647-0 (16x)  <b>70-54047-00</b> 8-97328647-0 	<b>71-54031-00</b>  8-98212999-0  <b>71-54029-00</b>  8-98229782-0 	<b>70-31414-10</b> 	<b>81-53426-00</b>  8-97049145-0 50x68 A SL RD FPM  <b>81-53077-00</b>  8-97071561-1 95x118 A SL LD FPM 
2,6	4ZE1	84-90 kW (114-122 PS)	PICKUP TROOPER	11/86-08/96	<b>01-52415-01</b> 894335-9393 	<b>02-52415-01</b> 894312-5881 			<b>61-52415-00</b> 894174-2790 94 Ø 		<b>15-52393-01</b> 894214-9850 	<b>12-52733-01</b>  <b>70-52733-10</b> 	<b>71-52398-00</b>  8-94246-1091 	<b>71-52409-00</b> 894152-7890 	<b>81-53268-00</b>  8-94214912-0 40x56 A SL LD MVQ  <b>81-53077-00</b>  8-97071561-1 95x118 A SL LD FPM  <b>81-53226-00</b> <b>N</b> 8-94215220-0 30x45 A SL OD MVQ 
2,8	4JB1	42-74 kW (57-101 PS)	ELF D FRONTIER D	10/85-09/03					<b>61-52675-00</b> 8-97350318-0 94 Ø 1,6 mm MLS <b>1</b> 	<b>14-32145-01</b> 8-97133416-1 (18x) 		<b>12-52834-01</b> 8-97120307-0 (8x)  <b>70-52834-00</b> 8-97120307-0 	<b>71-53973-00</b>  8-97301838-1 		<b>81-53426-00</b>  8-97049145-0 50x68 A SL RD FPM  <b>81-53077-00</b>  8-97071561-1 95x118 A SL LD FPM  <b>81-53268-00</b> <b>N</b> 8-94214912-0 40x56 A SL LD MVQ 










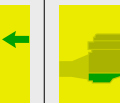




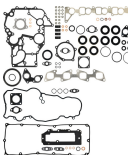

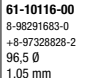
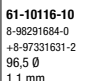
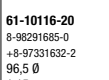

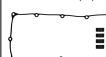
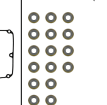









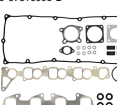

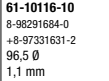
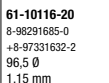


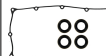

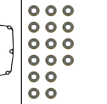






































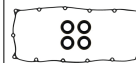




























ISUZU															
Ltr.															
2,8	4JB1	74 kW (101 PS)	TFR/TFS PICKUP D	09/91-08/99					 <b>61-52675-00</b> 8-97350318-0 94 Ø 1,6 mm MLS	 <b>14-32145-01</b> 8-97133416-1 (18x)	 <b>15-52414-02</b>	 <b>12-52834-01</b> 8-97120307-0 (8x)		 <b>71-52413-00</b>	 <b>81-53426-00 K</b>  8-97049145-0 50x68 A SL RD FPM
								 <b>61-52675-10</b> 8-97350319-0 94 Ø 1,65 mm MLS				 <b>70-52834-00</b> 8-97120307-0	8x		 <b>81-53077-00 K</b>  8-97071561-1 95x118 A SL LD FPM
								 <b>61-52675-20</b> 8-97350320-0 94 Ø 1,7 mm MLS							 <b>81-53268-00 N</b> 8-94214912-0 40x56 A SL LD MVQ
2,8	4JB1-T	71-88 kW (97-120 PS)	TROOPER TD VEGA TD	10/87-12/02				 <b>04-10003-01</b> 	 <b>61-52675-00</b> 8-97350318-0 94 Ø 1,6 mm MLS	 <b>14-32145-01</b> 8-97133416-1 (18x)	 <b>15-52414-02</b>	 <b>12-52834-01</b> 8-97120307-0 (8x)	 <b>71-52962-00</b> 	 <b>10-52968-01</b>	 <b>81-53426-00 K</b>  8-97049145-0 50x68 A SL RD FPM
								 <b>61-52675-10</b> 8-97350319-0 94 Ø 1,65 mm MLS				 <b>70-52834-00</b> 8-97120307-0	8x	 <b>71-52963-00</b>  	 <b>81-53077-00 K</b>  8-97071561-1 95x118 A SL LD FPM
								 <b>61-52675-20</b> 8-97350320-0 94 Ø 1,7 mm MLS							 <b>81-53268-00 N</b> 8-94214912-0 40x56 A SL LD MVQ












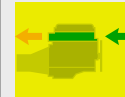























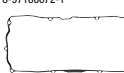











ISUZU															
Ltr.															
2,8	4JB1-TC	67 kW (91 PS)	ELF TD	10/03					<p><b>61-52675-00</b> 8-97350318-0 94 Ø 1,6 mm MLS</p> <p><b>61-52675-10</b> 8-97350319-0 94 Ø 1,65 mm MLS</p> <p><b>61-52675-20</b> 8-97350320-0 94 Ø 1,7 mm MLS</p> 		<p><b>15-52414-02</b></p> 	<p><b>12-52834-01</b> 8-97120307-0 (8X)</p>   <p><b>70-52834-00</b> 8-97120307-0</p> <p>8x</p> 	<p><b>71-52962-00</b> </p>   <p><b>71-52963-00</b> </p>   <p><b>71-52964-00</b> </p> <p>8x</p> 	<p><b>10-52968-01</b></p> 	<p><b>81-53426-00</b> </p> <p>8-97049145-0 50x68 A SL RD FPM</p>   <p><b>81-53077-00</b> </p> <p>8-97071561-1 95x118 A SL LD FPM</p>   <p><b>81-53268-00</b> </p> <p>8-94214912-0 40x56 A SL LD MVQ</p> 
2,8	4JB1-TC	78 kW (106 PS)	KB TROOPER TD	10/88-09/03				<p><b>04-10003-01</b> </p> 	<p><b>61-52675-00</b> 8-97350318-0 94 Ø 1,6 mm MLS</p> <p><b>61-52675-10</b> 8-97350319-0 94 Ø 1,65 mm MLS</p> <p><b>61-52675-20</b> 8-97350320-0 94 Ø 1,7 mm MLS</p> 		<p><b>15-52414-02</b></p> 	<p><b>12-52834-01</b> 8-97120307-0 (8X)</p>   <p><b>70-52834-00</b> 8-97120307-0</p> <p>8x</p> 	<p><b>71-52962-00</b> </p>   <p><b>71-52963-00</b> </p>   <p><b>71-52964-00</b> </p> <p>8x</p> 	<p><b>10-52968-01</b></p> 	<p><b>81-53426-00</b> </p> <p>8-97049145-0 50x68 A SL RD FPM</p>   <p><b>81-53077-00</b> </p> <p>8-97071561-1 95x118 A SL LD FPM</p>   <p><b>81-53268-00</b> </p> <p>8-94214912-0 40x56 A SL LD MVQ</p> 
3,0	4JH1-TC	88-96 kW (120-131 PS)	D-MAX DTD VEGA D	01/99-06/12					<p><b>61-53900-00</b> 8-97259601-0 97 Ø 1,4 mm MLS</p> <p><b>61-53900-10</b> 8-97259602-0 97 Ø 1,45 mm MLS</p> <p><b>61-53900-20</b> 8-97259603-0 97 Ø 1,5 mm MLS</p> 		<p><b>15-52414-02</b></p> 	<p><b>12-52834-01</b> 8-97120307-0 (8X)</p>   <p><b>71-53973-00</b> </p> <p>8-97301838-1</p>   <p><b>71-52964-00</b> </p> 	<p><b>70-31414-10</b></p> 	<p><b>81-53426-00</b> </p> <p>8-97049145-0 50x68 A SL RD FPM</p>   <p><b>81-53077-00</b> </p> <p>8-97071561-1 95x118 A SL LD FPM</p> 	

ISUZU															
Ltr. 															
3,0 4JJ1-E4C-L	120 kW (163 PS)	D-MAX CRDi D-MAX DTD	01/07-06/12						<b>61-10116-00</b> 8-98291683-0 +8-97328828-2 96,5 Ø 1,05 mm MLS 	<b>14-32006-01</b> 8-98201019-0 (18x) 	<b>15-54027-02</b> 8-97945338-0 +8-98037543-0 (4x)  <b>71-54027-00</b> 8-97945338-0 	<b>12-54047-01</b> 8-97328647-0 (16x) 	<b>71-54031-00</b>  8-98212999-0  <b>71-54029-00</b>  8-98229782-0 	<b>70-31414-10</b> 	<b>81-53426-00</b>  8-97049145-0 50x68 A SL RD FPM  <b>81-53077-00</b>  8-97071561-1 95x118 A SL LD FPM 
3,0 4JJ1-TC	96-130 kW (131-177 PS)	D-MAX CRDi KB MU-X CRDi MU-7 TD	06/04 	<b>01-54027-01</b> 	<b>02-54027-01</b> 				<b>61-10116-00</b> 8-98291683-0 +8-97328828-2 96,5 Ø 1,05 mm MLS 	<b>14-32006-01</b> 8-98201019-0 (18x) 	<b>15-54027-02</b> 8-97945338-0 +8-98037543-0 (4x)  <b>71-54027-00</b> 8-97945338-0 	<b>12-54047-01</b> 8-97328647-0 (16x)  <b>70-54047-00</b> 8-97328647-0 	<b>71-54031-00</b>  8-98212999-0  <b>71-54029-00</b>  8-98229782-0 	<b>70-31414-10</b> 	<b>81-53426-00</b>  8-97049145-0 50x68 A SL RD FPM  <b>81-53077-00</b>  8-97071561-1 95x118 A SL LD FPM 
3,0 4JJ1-TC	100-120 kW (136-163 PS)	D-MAX D-MAX CRDi D-MAX DTD	01/07-12/12 	<b>01-54027-01</b> 	<b>02-54027-01</b> 				<b>61-10116-00</b> 8-98291683-0 +8-97328828-2 96,5 Ø 1,05 mm MLS 	<b>14-32006-01</b> 8-98201019-0 (18x) 	<b>15-54027-02</b> 8-97945338-0 +8-98037543-0 (4x)  <b>71-54027-00</b> 8-97945338-0 	<b>12-54047-01</b> 8-97328647-0 (16x)  <b>70-54047-00</b> 8-97328647-0 	<b>71-54031-00</b>  8-98212999-0  <b>71-54029-00</b>  8-98229782-0 	<b>70-31414-10</b> 	<b>81-53426-00</b>  8-97049145-0 50x68 A SL RD FPM  <b>81-53077-00</b>  8-97071561-1 95x118 A SL LD FPM 



ISUZU															
Ltr.															
3,0	4JJ1-TC	100-130 kW (136-177 PS)	D-MAX CRDi	06/12 <b>[NEW]</b>					 <b>61-10116-00</b> 8-98291683-0 +8-97328828-2 96,5 Ø 1,05 mm MLS  <b>61-10116-10</b> 8-98291684-0 +8-97331631-2 96,5 Ø 1,1 mm MLS  <b>61-10116-20</b> 8-98291685-0 +8-97331632-2 96,5 Ø 1,15 mm MLS 	 <b>15-54027-01</b> 8-97945338-0 +8-98216269-0 (4X)	 <b>12-54047-01</b> 8-97328647-0 (16x)  <b>70-54047-00</b> 8-97328647-0 16x	 <b>71-54031-00</b>  8-98212999-0  <b>71-54029-00</b>  8-98229782-0		 <b>81-53426-00</b>  8-97049145-0 50x68 A SL RD FPM  <b>81-53077-00</b>  8-97071561-1 95x118 A SL LD FPM	
3,0	4JJ1-TCX	107 kW (146 PS)	D-MAX D MU-7 TD	01/04-10/13 <b>[NEW]</b>					 <b>61-10116-00</b> 8-98291683-0 +8-97328828-2 96,5 Ø 1,05 mm MLS  <b>61-10116-10</b> 8-98291684-0 +8-97331631-2 96,5 Ø 1,1 mm MLS  <b>61-10116-20</b> 8-98291685-0 +8-97331632-2 96,5 Ø 1,15 mm MLS 	 <b>14-32006-01</b> 8-98201019-0 (18x)	 <b>15-54027-02</b> 8-97945338-0 +8-98037543-0 (4x)  <b>71-54027-00</b> 8-97945338-0	 <b>12-54047-01</b> 8-97328647-0 (16x)  <b>70-54047-00</b> 8-97328647-0 16x	 <b>71-54031-00</b>  8-98212999-0  <b>71-54029-00</b>  8-98229782-0	 <b>70-31414-10</b>	 <b>81-53426-00</b>  8-97049145-0 50x68 A SL RD FPM  <b>81-53077-00</b>  8-97071561-1 95x118 A SL LD FPM

ISUZU																
Ltr. 																
3,0	4JJ1-TCX	107-130 kW (146-177 PS)	D-MAX CRDi KB MU-X CRDi MU-7 TD	08/10 <b>[NEW]</b>	<b>01-11367-01</b> 5-87818488-0  01/15→	<b>02-11314-01</b> 5-87816903-2  12/14  <b>02-11367-01</b> 5-87818497-0  01/15→			<b>61-10116-00</b> 8-98291683-0 +8-97328828-2 96,5 Ø 1,05 mm MLS  12/14 <b>61-10116-10</b> 8-98291684-0 +8-97331631-2 96,5 Ø 1,1 mm MLS  12/14 <b>61-10116-20</b> 8-98291685-0 +8-97331632-2 96,5 Ø 1,15 mm MLS  12/14  <b>61-11254-00</b> 8-97673523-0 +8-97328828-2 96,5 Ø 1,14 mm MLS  01/15→ <b>61-11254-10</b> 8-97673524-0 +8-97331631-2 96,5 Ø 1,19 mm MLS  01/15→ <b>61-11254-20</b> 8-97673525-0 +8-97331632-2 96,5 Ø 1,24 mm MLS  01/15→	<b>14-32006-01</b> 8-98201019-0 (18x)  <b>15-54027-02</b> 8-97945338-0 +8-98037543-0 (4x)  <b>15-22510-01</b> 8-98228369-0 +8-98228371-0 (4X)  01/15→ <b>71-54027-00</b> 8-97945338-0  <b>71-22510-00</b> 8-98228369-0  01/15→	<b>12-54047-01</b> 8-97328647-0 (16x)  <b>70-54047-00</b> 8-97328647-0  <b>71-54031-00</b>  8-98212999-0  <b>71-54029-00</b>  8-98229782-0 	<b>70-31414-10</b> 	<b>81-53426-00</b>  8-97049145-0 50x68 A SL RD FPM  <b>81-53077-00</b>  8-97071561-1 95x118 A SL LD FPM 			
3,0	4JJ3-TCX	140 kW (190 PS)	D-MAX DDi MU-X DDi	11/19 <b>[NEW]</b>					<b>61-11254-00</b> 8-97673523-0 +8-97328828-2 96,5 Ø 1,14 mm MLS  12/14 <b>61-11254-10</b> 8-97673524-0 +8-97331631-2 96,5 Ø 1,19 mm MLS  12/14 <b>61-11254-20</b> 8-97673525-0 +8-97331632-2 96,5 Ø 1,24 mm MLS  12/14	<b>14-32006-01</b> 8-98201019-0 (18x)  <b>15-22510-01</b> 8-98228369-0 +8-98228371-0 (4X)  01/15→ <b>71-22510-00</b> 8-98228369-0	<b>12-54047-01</b> 8-97328647-0 (16x)  <b>70-54047-00</b> 8-97328647-0  <b>71-54031-00</b>  8-98212999-0  <b>71-54029-00</b>  8-98229782-0 	<b>70-31414-10</b> 	<b>81-53077-00</b>  8-97071561-1 95x118 A SL LD FPM 			

ISUZU															
Ltr.															
3,0	4JX1	117 kW (159 PS)	TROOPER DTI	05/98-08/04	01-53448-01	02-53448-01		04-10119-01 	61-53365-00 8-97317556-0 96,5 Ø 1,35 mm  61-53365-10 8-97317557-0 96,5 Ø 1,4 mm  61-53365-20 8-97317558-0 96,5 Ø 1,45 mm 	14-32006-01 8-98201019-0 (18x) 	71-53448-00 8-97160672-1 	12-53449-01 8-97173692-0 (16x) 	71-53441-00  8-97137098-1  71-53452-00  4x 8-97137100-0 		81-53426-00  8-97049145-0 50x68 A SL RD FPM  81-53077-00  8-97071561-1 95x118 A SL LD FPM  81-53221-00  5-09625053-1 28x47 A SL RD MVQ 
3,0	4JX1-T 4JX1-TC	107-118 kW (146-160 PS)	MU D TROOPER DTI WIZARD TD	06/98-08/04	01-53448-01	02-53448-01			61-53365-00 8-97317556-0 96,5 Ø 1,35 mm  61-53365-10 8-97317557-0 96,5 Ø 1,4 mm  61-53365-20 8-97317558-0 96,5 Ø 1,45 mm 	14-32006-01 8-98201019-0 (18x) 	71-53448-00 8-97160672-1 	12-53449-01 8-97173692-0 (16x) 	71-53441-00  8-97137098-1  71-53452-00  4x 8-97137100-0 		81-53426-00  8-97049145-0 50x68 A SL RD FPM  81-53077-00  8-97071561-1 95x118 A SL LD FPM  81-53221-00  5-09625053-1 28x47 A SL RD MVQ 

## ISUZU

Ltr.

3,1 4JG2  
4JG2-T  
4JG2-TC

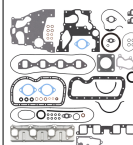
72-92 kW (98-125 PS)


ELF TD  
KB  
TROOPER TD

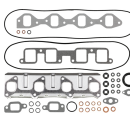
08/91



01-52414-01



02-52414-01


61-53020-00  
8-97066196-0  
96,5 Ø  
1,4 mm  
MLS


61-53020-10  
8-97066197-0  
96,5 Ø  
1,45 mm  
MLS

61-53020-20  
8-97066198-0  
96,5 Ø  
1,5 mm  
MLS

14-32145-01  
8-97133416-1 (18x)


15-52414-02


12-52834-01  
8-97120307-0 (8x)

70-52834-00  
8-97120307-0


71-52962-00



71-52963-00




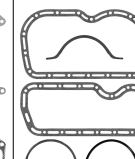
71-52964-00



8x



10-52968-01


81-53426-00  
8-97049145-0  
50x68  
A SL RD FPM

81-53077-00  
8-97071561-1  
95x118  
A SL LD FPM


81-53268-00  
8-94214912-0  
40x56  
A SL LD MVQ

3,2 6VD1 (DOHC)  
6VD1 (SOHC)

130-158 kW (177-215 PS)

AMIGO  
FRONTIER  
FRONTIER D  
KB  
RODEO SPORT V6  
RODEO V6  
TROOPER  
WIZARD

08/91-08/04


61-36195-00  
8-97262094-0  
MLS


61-36200-00  
8-97262096-0  
MLS

14-18612-01  
8-97011998-2 (8x)


2x

71-18516-00  
8-97172394-0


2x

12-36204-01  
8-94324158-1 (12x)  
+8-97146733-0 (12x)

70-36204-00  
8-97146733-0

70-36206-00  
8-94324158-1

71-36319-00  
8-97237538-0

71-36317-00  
8-97148717-0

































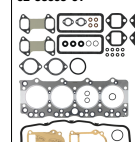


























2x

























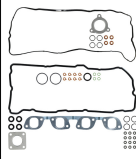











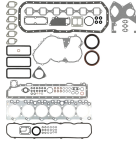












70-31414-10  
8-97148717-0

81-54097-00  
8-97023373-0  
42x55  
A SL RD FPM

81-36227-00  
95x118  
B SL LD FPM




ISUZU																	
Ltr.																	
3,5	6VE1	147-187 kW (200-254 PS)	AXIOM KB TFR/TFS PICKUP TROOPER V6 VEHICROSS	09/95-02/10					<b>61-36195-00 R</b> 8-97262094-0 MLS  <b>61-36200-00 L</b> 8-97262096-0 MLS 	<b>14-18612-01</b> 8-97011998-2 (8X) 	2x	<b>71-18516-00</b> 8-97172394-0 	2x	<b>12-36204-01</b> 8-94324158-1 (12x) +8-97146733-0 (12x)  <b>70-36204-00</b> 8-97146733-0 12x  <b>70-36206-00</b> 8-94324158-1 12x 	<b>71-36319-00</b>  8-97237538-0 2x <b>71-36317-00</b>  8-97148717-0 	<b>70-31414-10</b> 	<b>81-54097-00 K</b>  8-97023373-0 42x55 A SL RD FPM  <b>81-36227-00 K</b>  95x118 B SL LD FPM  <b>81-36229-00 N</b>  30x45 AB SL RD FPM 2x 
3,9	4BD1	64-83 kW (87-113 PS)			<b>02-53605-01</b> 				<b>61-53605-00</b> 104,7 Ø 1,55 mm MLS 			<b>12-53672-01</b> 	<b>11-53666-01</b>  <b>71-53662-00</b>  2x	<b>71-53676-00</b>  <b>81-53664-00 K</b>  60x82 SL MVQ RD  <b>81-53663-00 K</b>  100x135 A METALL LD MVQ  <b>81-53922-00 K</b>  105x135 AB SL FILZ LD FPM 			
5,2	4HK1-E5C 4HK1-E5N 4HK1-E5S	114-204 kW (155-277 PS)							<b>61-10829-00</b> 8-97375433-0 115,5 Ø 1,5 mm MLS 0 <b>61-10829-10</b> 8-97375434-0 115,5 Ø 1,55 mm MLS 1  <b>61-10829-20</b> 8-97375435-0 115,5 Ø 1,6 mm MLS 2  	<b>14-19072-01</b> 8-98260005-0 (18x) 	<b>71-18793-00</b> 8-97331359-1 	<b>12-19301-01</b> 8-97376720-0 (16x)  <b>70-19301-00</b> 8-97376720-0 16x 	<b>71-18794-00</b>  8-97146499-2 	<b>71-18795-00</b> 8-97364386-0  <b>81-10621-00 K</b>  8-97329780-0 109x137 FPM  <b>81-10623-00 K</b>  8-98334339-0 104x139 FPM 			

ISUZU														
Ltr.														
5,2	4HK1-TCN	110 kW (150 PS)	ELF D	10/03				<div>61-10829-00 8-97375433-0 115,5 Ø 1,5 mm MLS 03/20→</div> <div>61-10829-10 8-97375434-0 115,5 Ø 1,55 mm MLS 03/20→</div> <div>61-10829-20 8-97375435-0 115,5 Ø 1,6 mm MLS 03/20→</div> 	<div>14-19072-01 8-98260005-0 (18x)</div> 	<div>71-18793-00 8-97331359-1</div> 		<div>71-18794-00  8-97146499-2</div> 	<div>70-31414-10</div> 	<div>81-10621-00  8-97329780-0 109x137 FPM</div>  <div>81-10623-00  8-98334339-0 104x139 FPM</div> 
5,2	4HK1-XN	110 kW (150 PS)	ELF D	10/03		<div>02-11312-01 1-87815730-0</div> 		<div>61-10829-00 8-97375433-0 115,5 Ø 1,5 mm MLS</div> <div>61-10829-10 8-97375434-0 115,5 Ø 1,55 mm MLS</div> <div>61-10829-20 8-97375435-0 115,5 Ø 1,6 mm MLS</div> 	<div>14-19072-01 8-98260005-0 (18x)</div> 	<div>71-18793-00 8-97331359-1</div> 	<div>12-19301-01 8-97376720-0 (16x)</div> 	<div>71-18794-00  8-97146499-2</div> 	<div>71-18795-00 8-97364386-0</div> 	<div>81-10621-00  8-97329780-0 109x137 FPM</div>  <div>81-10623-00  8-98334339-0 104x139 FPM</div> 
5,8	6BD1	100-118 kW (136-160 PS)			<div>01-53610-01 1-87810363-2</div> 	<div>02-53610-01</div> 		<div>61-53610-00 107 Ø 1,55 mm MLS</div> 			<div>12-53672-02</div> 	<div>71-53673-00  71-53662-00  3x</div> 	<div>71-53677-00</div>	<div>81-53664-00  60x82 SL MVQ RD</div>  <div>81-53663-00  100x135 A METALL LD MVQ</div>  <div>81-53922-00  105x135 AB SL FILZ LD FPM</div> 

Ltr. 

1



81-10625-00 **K** ←  
8-98334482-0  
104x137  
FPM



81-10625-00 **K** ←  
8-98334482-0  
104x137  
FPM



	
---	---



24x



81-10623-00 **K→**  
8-98334339-0  
104x139  
FPM



81-10625-00 **K** ←  
8-98334482-0  
104x137  
FPM



Country	1980	1985	1990	1995	2000
Japan	18.5	19.5	20.5	21.5	22.5
France	15.5	16.5	17.5	18.5	19.5
Germany	14.5	15.5	16.5	17.5	18.5
Italy	13.5	14.5	15.5	16.5	17.5
Spain	12.5	13.5	14.5	15.5	16.5
United Kingdom	11.5	12.5	13.5	14.5	15.5
Sweden	10.5	11.5	12.5	13.5	14.5
United States	9.5	10.5	11.5	12.5	13.5









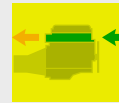


































71-18835-00  
8-94393672-4

24x



81-10623-00 **K→**  
8-98334339-0  
104x139  
FPM



ISUZU													
Ltr.													
7,8	6HK1-TCS	191-221 kW (260-300 PS)	<b>01-11311-01</b> 1-87813250-0 	<b>02-11311-01</b> 1-87813251-0 			<b>61-11311-00</b> 8-97601819-5 115,8 Ø 1,5 mm 	<b>14-19072-02</b> 8-98260005-0 (13x) 	2x <b>71-18831-00</b>  8-94391379-0  <b>71-18834-00</b>  8-94391380-0 	<b>12-19301-02</b> 8-97376720-0 (24x)  <b>70-19301-00</b> 8-97376720-0 	24x <b>71-18258-00</b>  8-94390775-0  <b>71-18835-00</b>  8-94393672-4 	6x <b>70-31414-10</b>  <b>71-18860-00</b> 8-94390617-0 	<b>81-10625-00</b>  8-98334482-0 104x137 FPM  <b>81-10623-00</b>  8-98334339-0 104x139 FPM 
8,2	6HH1-N 6HH1-S	129-165 kW (175-224 PS)					<b>61-11317-00</b> 8-94393346-3 115,8 Ø 1,5 mm 	<b>14-19072-02</b> 8-98260005-0 (13x) 	2x		<b>71-18835-00</b>  8-94393672-4 	6x <b>70-31414-10</b> 	<b>81-10625-00</b>  8-98334482-0 104x137 FPM  <b>81-10623-00</b>  8-98334339-0 104x139 FPM 



# Haftungsausschluss

## (für Katalog)

**Alle Angaben in unserem Katalog** wurden von uns sorgfältig geprüft, sind jedoch unverbindlich. Ersatzansprüche wegen Katalogangaben werden von uns nicht anerkannt. Der Käufer ist selbst verpflichtet, zu prüfen, ob unsere Teile für seine Zwecke geeignet sind. In allen Zweifelsfällen sollte Rücksprache mit unserem technischen Kundendienst erfolgen **Tel. +49 731 7046 999**.

**Technische Weiterentwicklungen** oder Änderungen bleiben vorbehalten, soweit damit keine Nachteile für den Kunden verbunden sind.

**Angaben, Namens- und Markenzeichen**, Beschreibungen, Nummern von Fahrzeugnummern und Herstellerzeichen, Original-Ersatzteilnummern der Fahrzeug- und Motorenhersteller u. a. sind ausschließlich für interne Zwecke gedacht. Solche Kennzeichnungen dürfen Fahrzeugbesitzern gegenüber nicht verwendet werden.

**Wir weisen ausdrücklich darauf hin**, dass alle von uns gelieferten Teile von geschultem Fachpersonal einzubauen sind. Reinz haftet für Fehler in diesem Katalog nur, wenn diese für den Kunden nicht offenbar erkennbar sind sowie nur bei Vorsatz und grober Fahrlässigkeit von Reinz, eines Vertreters oder eines Erfüllungsgehilfen. Dieser Haftungsausschluss gilt nicht im Rahmen

des Anwendungsbereichs des Produkthaftungsgesetzes und nicht bei Verletzung von Körper, Leben und Gesundheit, sowie bei der Verletzung von sog. Kardinalpflichten. Darüber hinaus ist unsere Haftung für Schäden, insbesondere für Personen-, Sach- oder Vermögensschäden, die unmittelbar oder mittelbar im Zusammenhang mit der Nutzung dieses Kataloges auftreten, sowie für nicht voraussehbare Schäden ausgeschlossen.

**Reinz ist Inhaber aller Schutzrechte** an den in diesem Katalog gespeicherten Daten. Kopie, Nachdruck, ganze oder teilweise Übernahme der Inhalte und Vervielfältigung, auch auszugsweise, ist nur mit unserer vorheriger schriftlichen Zustimmung sowie mit unserem Urheberrechtsvermerk zulässig.

Für Bestellungen, welche ab dem Erscheinungsdatum eines neuen Katalogs getätigt werden, sind alleine die Angaben des neuen Katalogs maßgeblich. Auf Angaben im Vorkatalog kann bei Neubestellungen nicht mehr zurückgegriffen werden.

**Sofern Sie noch Fragen haben, bitten wir Sie, sich mit uns in Verbindung zu setzen.**

VictorReinz.com/AGB

# Exclusion of Liability

## (for catalog)

**All details in our catalog** have been thoroughly checked by us but are however not binding. Right to damages on account of catalog details will not be recognized. The purchaser is obliged to check if our parts are suitable for their use. In all doubtful cases, the purchaser should consult our technical customer service under **+49 731 7046 999**.

**We reserve the right** to further technical developments or changes as long as no disadvantage for the customer results.

**Details, name and trademarks**, descriptions, numbers from vehicle numbers and manufacturer symbols, original vehicle replacement part numbers and engine manufacturer etc. are solely for internal use. Such labels must not be used with vehicle owners.

**We specifically point out** that all parts supplied by us must be assembled by trained specialists.

**Reinz is liable for mistakes** in this catalog only when they are not clearly recognizable for the customer, as well as by intent or gross negligence on the part of Reinz, it's representative or vicarious agent. This exclusion of liability does not apply within the framework of the field of

application of the product liability laws and not by bodily harm, life and health, as well as by violation of cardinal duties. In addition, our liability for damages, especially personal, property or financial damages that occur directly or indirectly as a result of the use of this catalog, as well as non-foreseeable damages are excluded.

**Reinz is the owner of all patent rights** on the data stored in this catalog. Copies, reprints, whole or partial takeover of the contents and duplication even in excerpts are only permissible with our prior written approval, as well as with our copyright note.

**For orders placed after the publication date** of a new catalog, only the details in the new catalog are binding and no fall back to details in the previous catalog is possible.

**In case you have further questions, do not hesitate to contact us.**

VictorReinz.com/AGB

**VictorReinz.com**

**reinz.info@dana.com**

**Technical Hotline +49 (0)731 7046-9 99**

**REINZ-Dichtungs-GmbH**

Reinzstrasse 3-7  
89233 Neu-Ulm  
Germany  
+49 (0)731 7046-0

***VICTOR REINZ®***

