


VICTOR REINZ®



LEXUS
Q3 / 2023



VictorReinz.com/online-catalog

Victor Reinz®

at a Glance



Online Catalog

VictorReinz.com/online-catalog



Newsletter

VictorReinz.com/EN/News/Newsletter.aspx?region



Youtube

www.youtube.com/user/VictorReinzSealingEN



Catalog News

VictorReinz.com/news



Technical Service Information

VictorReinz.com/tsi



Facebook

www.facebook.com/VictorReinzParts



Just seal it!

VictorReinz.com/jsi



Technical Datasheet

VictorReinz.com/jsi-datasheet



LinkedIn

www.linkedin.com/showcase/victor-reinz-emea




Safety Datasheet

VictorReinz.com/jsi-datasheet




Homepage

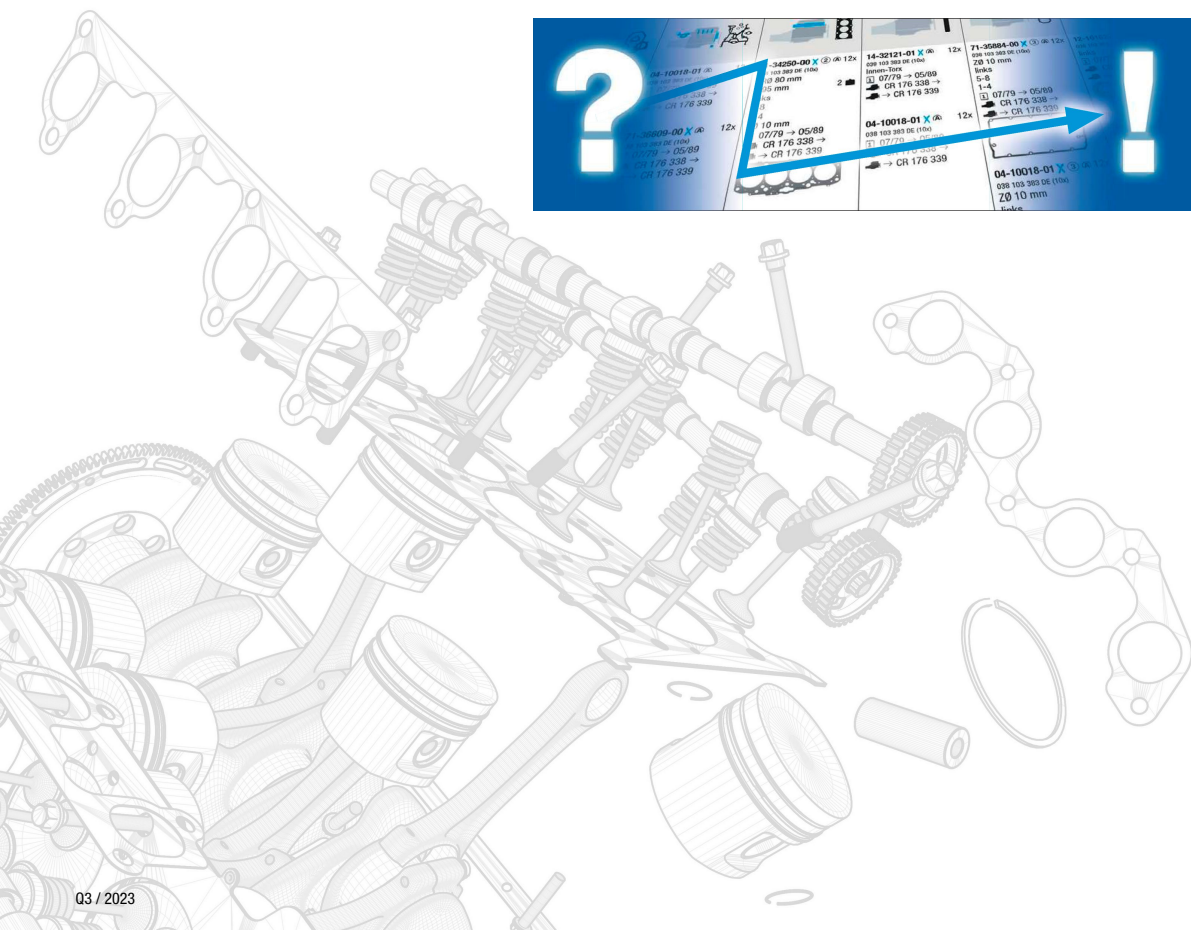
VictorReinz.com



VictorReinz.com/catalog-info



VictorReinz.com/catalog-how-to-use



LEXUS



0-9

1AR-FE	16
1FZ-FE	29
1GR-FE	26
1MZ-FE	16-18
1UR-FE	31
1UR-FSE	31
1UZ-FE	26-28
1VD-FTV	30
2AD-FHV	9
2AD-FTV	9
2AR-FE	12
2AR-FSE	13
2AR-FXE	13-14
2AZ-FE	10
2AZ-FXE	11
2GR-FE	23
2GR-FKS	14, 23-24
2GR-FSE	24-25
2GR-FXE	25
2GR-FXS	25
2JZ-GE	18-19
2UR-FSE	34
2UZ-FE	32-33
2VZ-FE	15
2ZR-FXE	5
3GR-FE	20
3GR-FSE	20
3MZ-FE	21
3UR-FE	34
3UZ-FE	28
3VZ-FE	20
3ZR-FAE	7
4GR-FSE	15
5ZR-FXE	5
6AR-FSE	7
8AR-FTS	8
8GR-FKS	26
8GR-FXS	26

A

A25A-FKS	11
A25A-FXS	12
A25B-FXS	12



M

M20A-FKS	6
M20A-FXS	6

T












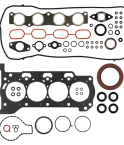
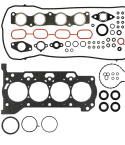


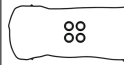









































T24A-FTS	10
----------	----

V

V35A-FTS	21-22
----------	-------

LEXUS









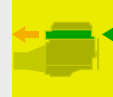








































Ltr.  1,8 2ZR-FXE 100 kW (136 PS) CT 200h 09/11












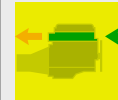






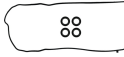













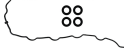











										
<p>01-54025-02</p> 	<p>02-54025-02</p> 			<p>61-54025-00 0,7 mm MLS</p> 	<p>14-32326-01</p> 	<p>15-54131-01</p>  <p>71-54131-00</p> 	<p>12-54024-01 90913-02101 (8x) +90913-02112 (8x)</p>          <p>70-54024-00 ES 8x 90913-02101</p>  <p>70-54026-00 AS 8x 90913-02112</p> 	<p>71-54086-00 </p>  <p>71-37166-00 </p> 	<p>70-31414-10</p> 	<p>81-34146-00 </p> <p>38x50 A SL RD FPM</p> 
				<p>61-54025-00 0,7 mm MLS</p> 	<p>14-32326-01</p> 	<p>15-54131-01</p>  <p>71-54131-00</p> 	<p>12-54024-01 90913-02101 (8x) +90913-02112 (8x)</p>          <p>70-54024-00 ES 8x 90913-02101</p>  <p>70-54026-00 AS 8x 90913-02112</p> 	<p>71-54086-00 </p>  <p>71-37166-00 </p> 	<p>70-31414-10</p> 	<p>81-34146-00 </p> <p>38x50 A SL RD FPM</p> 









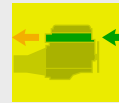







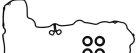







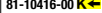





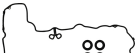











1,8 5ZR-FXE 73-100 kW (99-136 PS)

LEXUS


Ltr.  2,0 M20A-FKS 110-127 kW (150-173 PS) ES 200 UX 200 10/18












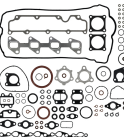
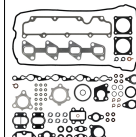
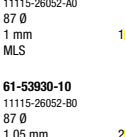

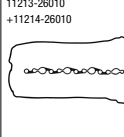


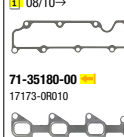


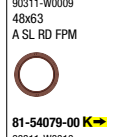
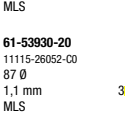



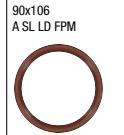
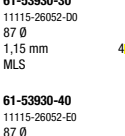
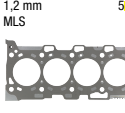
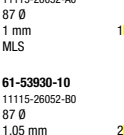
										
01-11063-01	02-11063-01			61-10788-00 81,4 Ø 0,7 mm MLS 	14-17868-01 	15-17910-01  71-17910-00 	12-54024-01 90913-02101 (8x) +90913-02112 (8x)                                   			

LEXUS															
Ltr.															
2,0	3ZR-FAE	110 kW (150 PS)	NX 200	11/14								 70-54024-00 ES 8x 90913-02101  70-54026-00 AS 8x 90913-02112 	 71-37166-00 		 38x50 A SL RD FPM  81-54087-00 K→ 78x110 A SL LD FPM 
2,0	6AR-FSE	110-123 kW (150-167 PS)	ES 200	08/15							 71-18272-00 	 70-54024-00 ES 8x 90913-02101  70-54026-00 AS 8x 90913-02112 	 71-10585-00  17173-36030 		 90311-42051 42x54 A SL RD FPM  81-53556-00 K→ 90311-89007 89x105 SL LD FPM 

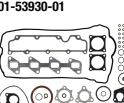
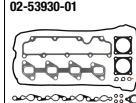
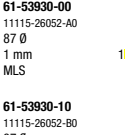

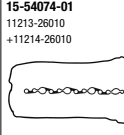


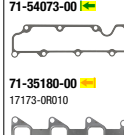



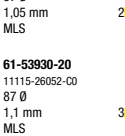




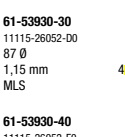


LEXUS															
Ltr. 	2,0 8AR-FTS	170-175 kW (231-238 PS)	 NX 200t NX 300 RX 200t RX 300	 07/14	01-11318-01 04111-36273	02-11318-01 04112-36222			61-11318-00 11115-36061 87 Ø 0,7 mm MLS 	14-19326-01 	15-19312-01 11213-36050 +11214-36020 +11193-31010 (4x)  71-19312-00 11213-36050 	12-18108-01  70-18108-00 ES 8x 70-18110-00 AS 8x 	71-19318-00  17171-36040 71-19320-00  17173-36040 	70-31414-10 	81-10416-00  90311-42051 42x54 A SL RD FPM  81-53556-00  90311-89007 89x105 SL LD FPM 
2,0 8AR-FTS	177-180 kW (241-245 PS)	GS 200 GS 300 IS 200t IS 300 RC 200t RC 300	06/15		01-11321-01 04111-36291	02-11321-01 04112-36241			61-11321-00 11115-36070 87 Ø 0,7 mm MLS 	14-19326-01 	15-19312-01 11213-36050 +11214-36020 +11193-31010 (4x)  71-19312-00 11213-36050 	12-18108-01  70-18108-00 ES 8x 70-18110-00 AS 8x 	71-19318-00  17171-36040 71-19320-00  17173-36040 	70-31414-10 	81-10416-00  90311-42051 42x54 A SL RD FPM  81-53556-00  90311-89007 89x105 SL LD FPM 

LEXUS

Ltr.  2.2 2AD-FHV 130 kW (177 PS) IS 220d 08/05-07/12

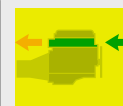
										
01-53930-01 	02-53930-01 			61-53930-00 11115-26052-A0 87 Ø 1 mm MLS 	14-32327-01 90910-02158 (10x) 	15-54074-01 11213-26010 +11214-26010 	12-53854-01 90913-W2001 (16x) 	71-54073-00  08/10→ 	70-31414-10 	81-54078-00  90311-W0009 48x63 A SL RD FPM 
				61-53930-10 11115-26052-B0 87 Ø 1,05 mm MLS 				71-35180-00  17173-0R010 		81-54079-00  90311-W0010 90x106 A SL LD FPM 
				61-53930-20 11115-26052-C0 87 Ø 1,1 mm MLS 						
				61-53930-30 11115-26052-D0 87 Ø 1,15 mm MLS 						
				61-53930-40 11115-26052-E0 87 Ø 1,2 mm MLS 						

2,2 2AD-FTV 110 kW (150 PS) IS 200d 07/10-07/12

				61-53930-00 11115-26052-A0 87 Ø 1 mm MLS 	14-32327-01 90910-02158 (10x) 	15-54074-01 11213-26010 +11214-26010 	12-53854-01 90913-W2001 (16x) 	71-54073-00  	70-31414-10 	81-54078-00  90311-W0009 48x63 A SL RD FPM 
				61-53930-10 11115-26052-B0 87 Ø 1,05 mm MLS 				71-35180-00  17173-0R010 		81-54079-00  90311-W0010 90x106 A SL LD FPM 
				61-53930-20 11115-26052-C0 87 Ø 1,1 mm MLS 						
				61-53930-30 11115-26052-D0 87 Ø 1,15 mm MLS 						
				61-53930-40 11115-26052-E0 87 Ø 1,2 mm MLS 						

LEXUS

Ltr.  2,4 T24A-FTS 205-273 kW (279-371 PS) NX 350 RX 500h 09/21 




2,4 T24A-FTS 205-273 kW (279-371 PS) NX 350 RX 500h 09/21

14-17867-03
90910-02201 (6X)
+90910-02212 (4X)



12-18108-01



70-18108-00 **ES** 8x



70-18110-00 **AS** 8x



70-31414-10



81-10592-00 **K**

40x55
A SL RD FPM



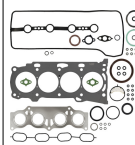
81-54079-00 **K**

90311-W0010
90x106
A SL LD FPM

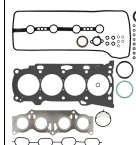


2,4 2AZ-FE 123 kW (167 PS) ES 240 08/09-06/12

01-54260-02




02-54260-02



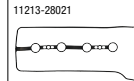
61-54260-00
11115-28040
90 0
0,5 mm
MLS



14-32333-03
90910-02162 (10x)



71-53574-00
11213-28021



12-54024-01
90913-02101 (8x)
+90913-02112 (8x)




70-54024-00 **ES** 8x
90913-02101



70-54026-00 **AS** 8x
90913-02112



71-53568-00 **K**



17177-28010



71-53554-00

17173-28010

70-31414-10



81-34146-00 **K**

















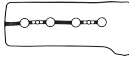












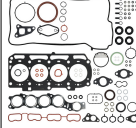
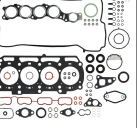
















38x50
A SL RD FPM

















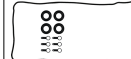

































81-53556-00 **K**

90311-89007
89x105
SL LD FPM


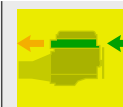


LEXUS															
Ltr.															
2,4	2AZ-FXE	139 kW (189 PS)	HS 250h	09/09-12/12					<div>61-54260-00 11115-28040 90 Ø 0,5 mm MLS </div>	<div>14-32333-03 90910-02162 (10x) </div>	<div>71-53574-00 11213-28021 </div>	<div>12-54024-01 90913-02101 (8x) +90913-02112 (8x)  70-54024-00 ES 8x 90913-02101  70-54026-00 AS 8x 90913-02112 </div>	<div>71-53568-00  17177-28010  71-53554-00  17173-28010 </div>	<div>70-31414-10 </div>	<div>81-34146-00  38x50 A SL RD FPM  81-53556-00  90311-89007 89x105 SL LD FPM </div>
2,5	A25A-FKS	147-152 kW (200-207 PS)	ES 250 NX 250 NX 260	10/18	<div>01-11057-01 </div>	<div>02-11057-01 </div>			<div>61-10784-00 89 Ø 0,7 mm MLS </div>	<div>14-17867-01 </div>	<div>15-17831-01  71-17831-00 </div>	<div>12-54024-01 90913-02101 (8x) +90913-02112 (8x)  70-54024-00 ES 8x 90913-02101  70-54026-00 AS 8x 90913-02112 </div>	<div>71-17837-00   71-17839-00  </div>	<div>70-31414-10 </div>	<div>81-10592-00  40x55 A SL RD FPM  81-54079-00  90311-W0010 90x106 A SL LD FPM </div>


LEXUS															
Ltr.															
2,5	A25A-FXS A25B-FXS	160 kW (218 PS)	ES 300h	07/18					61-10784-00 89 Ø 0,7 mm MLS 	14-17867-01 	15-17831-01  71-17831-00 	12-54024-01 90913-02101 (8x) +90913-02112 (8x)                               			

LEXUS

Ltr.  2,5 2AR-FSE 162-164 kW (220-223 PS) GS 250 GS 300h IS 300h RC 300h 04/13



14-32333-03
90910-02162 (10x)



12-54024-01
90913-02101 (8x)
+90913-02112 (8x)



70-54024-00 ES 8x
90913-02101



70-54026-00 AS 8x
90913-02112



71-10585-00  17173-36030



70-31414-10



81-10416-00  90311-42051 42x54 A SL RD FPM




81-53556-00  90311-89007 89x105 SL LD FPM




2,5 2AR-FXE 145-147 kW (197-200 PS) NX 300h 07/14

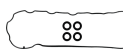
61-11127-00
11115-36041
91 0
0,7 mm
MLS



14-32333-03
90910-02162 (10x)



15-10582-01
11213-36020
+11193-36010 (4x)



71-10582-00
11213-0V010



12-54024-01
90913-02101 (8x)
+90913-02112 (8x)



70-54024-00 ES 8x
90913-02101



70-54026-00 AS 8x
90913-02112



71-10584-00  17171-36020




71-10585-00  17173-36030



70-31414-10









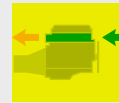







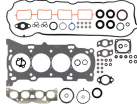


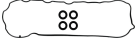








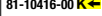




















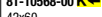

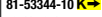
































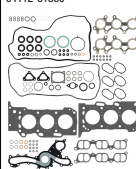



















81-10416-00  90311-42051 42x54 A SL RD FPM












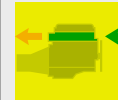




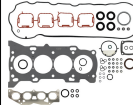
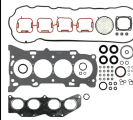



































































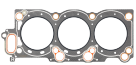





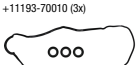



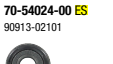












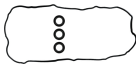






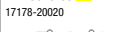





81-53556-00  90311-89007 89x105 SL LD FPM

















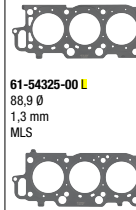

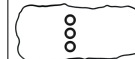

















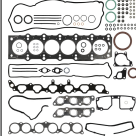
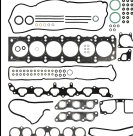
































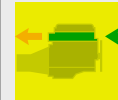


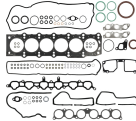


























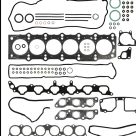

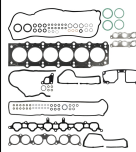















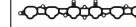















LEXUS																
Ltr.																
2,5	2AR-FXE		149-151 kW (203-205 PS)	ES 300 ES 300h	06/12-06/18	01-10065-01 04111-36114 	02-10065-01 04112-36092 			61-10065-00 11115-36040 91 Ø 0,7 mm MLS 08/14 	14-32333-03 90910-02162 (10x) 	15-10582-01 11213-36020 +11193-36010 (4x)  71-10582-00 11213-0V010 	12-54024-01 90913-02101 (8x) +90913-02112 (8x)  70-54024-00 ES 8x 90913-02101  70-54026-00 AS 8x 90913-02112 	71-10584-00  17171-36020  71-10585-00  17173-36030	70-31414-10 	81-10416-00  90311-42051 42x54 A SL RD FPM  81-53556-00  90311-89007 89x105 SL LD FPM 
2,5	2GR-FKS		183-225 kW (249-306 PS)	ES 350	10/18	01-11332-01	02-11332-01			61-11332-00 R 96 Ø 0,7 mm MLS  61-11333-00 L 96 Ø 0,7 mm MLS	14-32333-02 2x 	15-20474-01 R  15-20475-01 L  71-20474-00 R  71-20475-00 L 	12-54024-03 90913-02101 (6x) +90913-02112 (6x)  70-54024-00 ES 12x 90913-02101  70-54026-00 AS 12x 90913-02112 	71-20476-00  2x 71-20479-00   71-20480-00  2x  71-11160-00  	70-31414-10 	81-10568-00  42x60 A SL RD FPM  81-53344-10  90311-92010 92x110 A SL LD FPM 















LEXUS															
Ltr.															
2,5	2VZ-FE	118 kW (160 PS)	ES 250	12/89-12/91		<div>02-52940-01 04112-62020</div> 			<div>61-52940-00 R 11115-62060 89,5 Ø</div>  <div>61-53120-00 L 11116-62060 89,5 Ø</div> 		<div>15-52884-01 2x</div> 	<div>12-53057-02</div> 	<div>71-52893-00  2x 17177-62030</div>  <div>71-52894-00 2x 17173-62020</div> 	<div>70-31414-10</div> 	<div>81-53409-00  35x48 A SL RD MVQ</div>  <div>81-53344-00  90311-92006 92x110 A SL LD MVQ</div>  <div>81-53256-00 N 38x50 A SL RD NBR</div> 
2,5	4GR-FSE	149-158 kW (203-215 PS)	GS 250 IS 250	08/05	<div>01-54280-01</div> 	<div>02-54280-01 04112-31330</div> 			<div>61-54280-00 R 11115-31051 84,5 Ø 0,5 mm MLS</div>  <div>61-54285-00 L 11116-31031 84,5 Ø 0,5 mm MLS</div> 	<div>14-32333-01 2x 90910-02162 (6x) +90105-10521 (2x)</div> 	<div>15-42847-01 R 11213-31040 +11193-70010 (3x)</div>  <div>15-42848-01 L 11214-31020 +11193-70010 (3x)</div> 	<div>12-54024-03 2x 90913-02101 (6x) +90913-02112 (6x)</div>  <div>70-54024-00 ES 12x 90913-02101</div>  <div>70-54026-00 AS 12x 90913-02112</div> 	<div>71-42893-00  2x 17177-31021</div>  <div>71-42979-00   3x</div>  <div>71-42846-00 2x 17173-31020</div> 	<div>70-31414-10</div> 	<div>81-53274-00  90311-42045 42x60 A SL RD NBR</div>  <div>81-53344-10  90311-92010 92x110 A SL LD FPM</div> 

LEXUS															
Ltr.															
2,7	1AR-FE	138 kW (188 PS)	RX 270	12/08-10/15	<div>01-10152-01 04111-36052 1 ⇒ 06/12</div>  <div>01-10152-02 04111-0V031 1 07/12→</div> 	<div>02-10152-01 04112-36044 1 ⇒ 06/12</div>  <div>02-10152-02 04112-0V031 1 07/12→</div> 			<div>61-10152-00 11115-36030 91 Ø 0,7 mm MLS</div> 	<div>14-32333-03 90910-02162 (10x)</div> 	<div>15-10582-01 11213-36020 +11193-36010 (4x)</div>  <div>71-10582-00 11213-0V010</div> 	<div>12-54024-01 90913-02101 (8x) +90913-02112 (8x)</div>  <div>70-54024-00 ES 90913-02101</div> <div>8x</div> <div>70-54026-00 AS 90913-02112</div> <div>8x</div> 	<div>71-11849-00  17171-36011</div>  <div>71-10585-00  17173-36030 1 ⇒ 06/12</div>  <div>71-11853-00  17173-0V010 1 07/12→</div>  <div>71-11858-00  06 17451-0V020</div> 	<div>70-31414-10</div> 	<div>81-10416-00  90311-42051 42x54 A SL RD FPM</div>  <div>81-53556-00  90311-89007 89x105 SL LD FPM</div> 
3,0	1MZ-FE	140 kW (190 PS)	ES 300	09/93-12/97	<div>01-54300-01 04111-20041</div> 	<div>02-54300-01 04112-20031</div> 		<div>61-54300-00  </div> <div>61-54305-00  </div>	<div>14-32392-01 90910-02117 (8x)</div> 	2x <div>15-43042-01  11213-20020 +11193-70010 (3x)</div>  <div>15-43043-01  11214-20010 +11193-70010 (3x)</div> 	<div>12-54024-03 90913-02101 (6x) +90913-02112 (6x)</div>  <div>70-54024-00 ES 90913-02101</div> <div>12x</div> <div>70-54026-00 AS 90913-02112</div> <div>12x</div> 	2x <div>71-43044-00  17177-20020</div>  <div>71-43046-00  17178-20020</div>  <div>71-43047-00  09 17176-62030</div>  <div>71-43048-00  2x 17173-20030</div> 	<div>70-31414-10</div> 	<div>81-53576-00  90311-40022 40x55 A SL RD</div>  <div>81-53344-10  90311-92010 92x110 A SL LD FPM</div>  <div>81-53572-00  N 2x 90311-38034 38x50 A SL RD FPM</div> 	

LEXUS																	
Ltr.																	
3,0	1MZ-FE	140-149 kW (190-203 PS)	ES 300 ES 330	10/96-12/01	01-54300-01 04111-20041  01-54310-01 04111-20043 	02-54300-01 04112-20031  02-54310-01 04112-20033 			61-54300-00 R  61-54305-00 L  61-54310-00 R 88,9 Ø 1,3 mm MLS  61-54315-00 L 88,9 Ø 1,3 mm MLS  	14-32392-01 90910-02117 (6x) 	2x	15-43042-01 R 11213-20020 +11193-70010 (3x)  15-43043-01 L 11214-20010 +11193-70010 (3x) 	12-54024-03 90913-02101 (6x) +90913-02112 (6x)  70-54024-00 ES 90913-02101  70-54026-00 AS 90913-02112 	2x	71-43044-00 L 17177-20020  71-43046-00 L 17178-20020  71-43047-00 L 17176-62030  71-43048-00 17173-20030 	70-31414-10 	81-53576-00 K 90311-40022 40x55 A SL RD  81-53344-10 K 90311-92010 92x110 A SL LD FPM  81-53572-00 N 90311-38034 38x50 A SL RD FPM 
3,0	1MZ-FE	148-164 kW (201-223 PS)	RX 300	01/98-05/03					61-54320-00 R 88,9 Ø 1,3 mm MLS  61-54325-00 L 88,9 Ø 1,3 mm MLS  	14-32392-01 90910-02117 (6x) 	2x	15-43049-01 R 11213-20030 +11193-70010 (3x)  15-43051-01 L 11214-20030 +11193-70010 (3x) 	12-54024-03 90913-02101 (6x) +90913-02112 (6x)  70-54024-00 ES 90913-02101  70-54026-00 AS 90913-02112 	2x	71-43044-00 L 17177-20020  71-43046-00 L 17178-20020  71-43047-00 L 17176-62030  71-43048-00 17173-20030 	70-31414-10 	81-53576-00 K 90311-40022 40x55 A SL RD  81-53344-10 K 90311-92010 92x110 A SL LD FPM  81-53572-00 N 90311-38034 38x50 A SL RD FPM 

LEXUS															
Ltr.															
3,0	1MZ-FE	150-157 kW (204-213 PS)	ES 300 RX 300	08/01-12/08	01-54320-01 04111-0A073 	02-54320-01 04112-0A073 			61-54320-00 R 88,9 Ø 1,3 mm MLS 	14-32392-01 90910-02117 (8x) 	2x 15-43049-01 R 11213-20030 +11193-70010 (3x) 	12-54024-03 90913-02101 (6x) +90913-02112 (6x) 	2x 71-43044-00  17177-20020 	70-31414-10 	81-53576-00  90311-40022 40x55 A SL RD 
									61-54325-00 L 88,9 Ø 1,3 mm MLS 		15-43051-01 L 11214-20030 +11193-70010 (3x) 	71-43046-00  17178-20020 	71-43052-00   17176-20010 	71-43048-00  2x 17173-20030 	81-53344-10  90311-92010 92x110 A SL LD FPM 
3,0	2JZ-GE	156 kW (212 PS)	GS 300	01/93-08/97	01-10013-01 04111-46065 	02-10013-01 04112-46065 			61-10013-00 11115-46045 87,5 Ø 0,3 mm MLS 	14-10112-01 90910-02102 (14x) 	71-10113-00 ES 11213-46020 	12-52806-04 90913-02090 (12x) +90913-02089 (12x) 	71-10115-00  17177-46040 	70-31414-10 	81-10375-00  90311-46001 45,5x63 A SL RD FPM 
											71-10114-00 AS 11214-46011 	71-10438-00   17176-46020 	71-10117-00  2x 17173-46020 	81-10376-00  90311-90006 90x110 A SL LD FPM 	81-10377-00  90311-40020 40,5x52,5 A SL RD ACM 

LEXUS															
Ltr.															
3,0	2JZ-GE	157-168 kW (213-228 PS)	GS 300 IS 300	08/97-10/05	01-10013-02 04111-46102 	02-10013-02 04112-46102 			61-10013-00 11115-46045 87,5 Ø 0,3 mm MLS 	14-10112-01 90910-02102 (14x) 	71-10114-00 AS 11214-46011  71-10119-00 ES 11213-46030 	12-52806-04 90913-02090 (12x) +90913-02089 (12x)  70-52806-00 ES 12x 90913-02090  70-54261-00 AS 12x 90913-02089 	71-10120-00  17177-46060  71-10438-00  ⑨ 17176-46020  71-10121-00  2x 17173-46051 	70-31414-10 	81-10375-00  90311-46001 45,5x63 A SL RD FPM  81-10376-00  90311-90006 90x110 A SL LD FPM  81-10377-00  2x 90311-40020 40,5x52,5 A SL RD ACM 
3,0	2JZ-GE	162 kW (220 PS)	SC 300	01/95-03/00	01-10013-01 04111-46065  09/97  01-10013-02 04111-46102  10/97→ 	02-10013-01 04112-46065  09/97  02-10013-02 04112-46102  10/97→ 			61-10013-00 11115-46045 87,5 Ø 0,3 mm MLS 	14-10112-01 90910-02102 (14x) 	71-10113-00 ES 11213-46020  09/97  71-10119-00 ES 11213-46030  10/97→  71-10114-00 AS 11214-46011 	12-52806-04 90913-02090 (12x) +90913-02089 (12x)  70-52806-00 ES 12x 90913-02090  70-54261-00 AS 12x 90913-02089 	71-10115-00  17177-46040  09/97  71-10120-00  17177-46060  10/97→  71-10438-00  ⑨ 17176-46020  71-10117-00  2x 17173-46020  09/97  71-10121-00  2x 17173-46051  10/97→ 	70-31414-10 	81-10375-00  90311-46001 45,5x63 A SL RD FPM  81-10376-00  90311-90006 90x110 A SL LD FPM  81-10377-00  2x 90311-40020 40,5x52,5 A SL RD ACM 

LEXUS															
Ltr.															
3,0	3GR-FE	170 kW (231 PS)	GS 300 IS 300	04/05-04/13											

LEXUS

Ltr.

3,3 3MZ-FE

163-200 kW (222-272 PS)



ES 330
RX 300
RX 330
RX 400h

04/03-12/08

01-38320-01

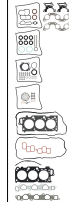


04111-20630



02-38320-01

04112-20270



61-38320-00 R

11115-20051
93,4 Ø
1,3 mm
MLS


61-38325-00 L

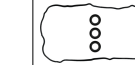
11116-20051
93,4 Ø
1,3 mm
MLS


14-32392-01

90910-02117 (6x)




15-43049-01 R

11213-20030
+11193-70010 (3x)


15-43051-01 L

11214-20030
+11193-70010 (3x)


12-54024-03

90913-02101 (6x)
+90913-02112 (6x)


70-54024-00 ES

90913-02101



70-54026-00 AS

90913-02112




71-43044-00 L

17177-20020



71-43046-00 L

17178-20020



71-43057-00 L

17176-20020



71-43048-00

17173-20030



70-31414-10

17173-20030



81-53576-00 K

90311-40022
40x55
A SL RD


81-53344-10 K

90311-92010
92x110
A SL LD FPM


81-53572-00 N

90311-38034
38x50
A SL RD FPM


3,5 V35A-FTS

305 kW (415 PS)

LX 600

10/21

[NEW]

01-11341-03

04111-70291

02-11341-03

04112-70271


61-11341-00 R

86,4 Ø
0,7 mm
MLS


61-11342-00 L

86,4 Ø
0,7 mm
MLS



14-17867-02

90910-02201 (4x)
+90910-02212 (4x)


15-20825-01 R


11213-70080
+11193-37030 (3x)
+11213-31080 (6x)


15-20826-01 L

11214-70030
+11193-37030 (3x)
+11213-31080 (6x)


71-20825-00 R

11213-70080



71-20826-00 L

11214-70030



12-18108-02

11213-70080
+11193-37030 (3x)
+11213-31080 (6x)


15-20826-01 L

11214-70030
+11193-37030 (3x)
+11213-31080 (6x)


71-208108-00 ES

11213-70080



71-208110-00 AS

11213-70080



71-20765-00 L

17176-70030



71-20831-00 L

17176-70030



71-20814-00 L

17173-70060



71-20815-00 L

17198-70010



71-20778-00 L

17198-70010

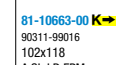


70-31414-10

17173-20030



81-10662-00 K

90311-44010
44x62
A SL RD FPM


81-10663-00 K

90311-99016
102x118
A SL LD FPM


LEXUS

Ltr. 

3,5 V35A-FTS

307-310 kW (417-421 PS)

LS 500

10/17





01-11341-02
04111-70273
 10/20

01-11341-03
04111-70291
 11/20→



02-11341-02
04112-70253
 10/20

02-11341-03
04112-70271
 11/20→



61-11341-00 **R**
86,4 Ø
0,7 mm
MLS




61-11342-00 **L**
86,4 Ø
0,7 mm
MLS



14-17867-02
90910-02201 (4X)
+90910-02212 (4X)



15-20820-01 **R**
11213-70050
+11193-37030 (3x)
+11213-31080 (6x)
 10/20




15-20821-01 **L**
 10/20



15-20825-01 **R**
11213-70080
+11193-37030 (3x)
+11213-31080 (6x)
 11/20→



15-20826-01 **L**
11214-70030
+11193-37030 (3x)
+11213-31080 (6x)
 11/20→



71-20820-00 **R**
11213-70050
 10/20




71-20821-00 **L**
11214-70010
 10/20



71-20825-00 **R**
11213-70080
 11/20→



12-18108-02



70-18108-00 **ES**



70-18110-00 **AS**



71-20828-00 **L**
17177-70062
 10/20

71-20765-00 **L**
 11/20→



71-20830-00 **L**
17176-70020
 10/20



71-20831-00 **L**
17176-70030
 11/20→



71-20814-00 **L**
17173-70060

71-20815-00 **L**
17198-70010



71-20778-00 **L** **16** 2x
















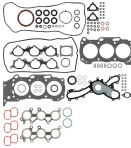
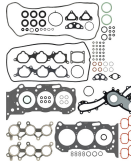




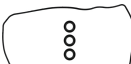















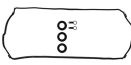

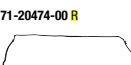











70-31414-10



81-10662-00 **K**
90311-44010
44x62
A SL RD FPM

81-10663-00 **K**
90311-99016
102x118
A SL LD FPM



LEXUS														
Ltr. 														
3,5	2GR-FE	183-206 kW (249-280 PS)	ES 350 RX 350	01/06-06/18	01-54250-01 04111-31444 	02-54250-01 04112-31272 		61-54250-00 R 11115-31080 96 Ø 0,5 mm MLS  61-54255-00 L 11116-31060 96 Ø 0,5 mm MLS 	14-32333-01 90910-02162 (6x) +90105-10521 (2x) 	2x 15-42848-01 L 11214-31020 +11193-70010 (3x)  15-54132-01 R 11213-31050 +11193-70010 (3x) 	12-54024-03 90913-02101 (6x) +90913-02112 (6x)  70-54024-00 ES 90913-02101  70-54026-00 AS 90913-02112 	2x 71-42842-00 L 17177-31040  71-42843-00 L 17178-31030  71-42844-00 L 9 3x 17178-31090  71-42846-00 2x 17173-31020 	70-31414-10 	81-53274-00 K 90311-42045 42x60 A SL RD NBR  81-53344-10 K 90311-92010 92x110 A SL LD FPM 
3,5	2GR-FKS	213-232 kW (290-315 PS)	LM 350 RC 350 RX 350	10/15	01-11332-01 	02-11332-01 		61-11332-00 R 96 Ø 0,7 mm MLS  61-11333-00 L 96 Ø 0,7 mm MLS 	14-32333-02 	2x 15-20474-01 R  15-20475-01 L  71-20474-00 R  71-20475-00 L 	12-54024-03 90913-02101 (6x) +90913-02112 (6x)  70-54024-00 ES 90913-02101  70-54026-00 AS 90913-02112 	2x 71-20476-00 L 2x  71-20479-00 L 9  71-20480-00 2x  71-11160-00 10 	70-31414-10 	81-10568-00 K 42x60 A SL RD FPM  81-53344-10 K 90311-92010 92x110 A SL LD FPM 

LEXUS

Ltr. 

3,5 2GR-FKS

232 kW (315-316 PS)



GS 350
IS 350

09/15



01-11332-01



02-11332-01



61-11332-00 **R**
96 Ø
0,7 mm
MLS

61-11333-00 **L**
96 Ø
0,7 mm
MLS

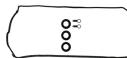


14-32333-02

2x



15-20474-01 **R**



15-20475-01 **L**



71-20474-00 **R**




71-20475-00 **L**



12-54024-03

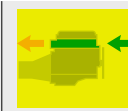
90913-02101 (6x)
+90913-02112 (6x)



70-54024-00 **ES**



70-54026-00 **AS**




71-20476-00 **L** 



71-20480-00 **L** 




70-31414-10



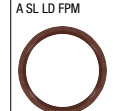
81-10568-00 **K** 

42x60
A SL RD FPM



81-53344-10 **K** 

90311-92010
92x110
A SL LD FPM



3,5 2GR-FKS

232 kW (316 PS)

GS 350

03/12

01-11332-01

02-11332-01

61-11332-00 **R**
96 Ø
0,7 mm
MLS

61-11333-00 **L**
96 Ø
0,7 mm
MLS

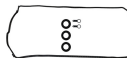


14-32333-02

2x



15-20474-01 **R**



15-20475-01 **L**




71-20474-00 **R**



12-54024-03

90913-02101 (6x)
+90913-02112 (6x)



70-54024-00 **ES**



70-54026-00 **AS**



71-20476-00 **L** 




71-20480-00 **L** 




70-31414-10



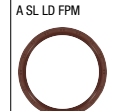
81-10568-00 **K** 

42x60
A SL RD FPM



81-53344-10 **K** 

90311-92010
92x110
A SL LD FPM

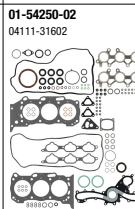


3,5 2GR-FSE

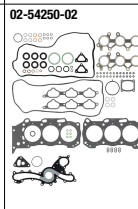
223-254 kW (303-345 PS)

GS 350
GS 450h
IS 350

04/05

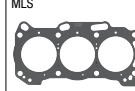


01-54250-02
04111-31602




02-54250-02

61-54250-00 **R**
11115-31080
96 Ø
0,5 mm
MLS



61-54255-00 **L**
11116-31060
96 Ø
0,5 mm
MLS



14-32333-01

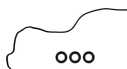
90910-02162 (8x)
+90105-10521 (2x)



2x

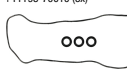
15-42847-01 **R**

11213-31040
+11193-70010 (3x)



15-42848-01 **L**

11214-31020
+11193-70010 (3x)



12-54024-03

90913-02101 (6x)
+90913-02112 (6x)



70-54024-00 **ES**




70-54026-00 **AS**




71-42861-00 **L** 

17177-31060



71-15605-00 **L** 




71-42846-00 **L** 



70-31414-10



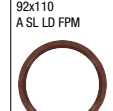
81-53274-00 **K** 

90311-42045
42x60
A SL RD NBR




81-53344-10 **K** 













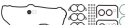














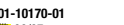








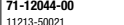


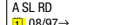




90311-92010
92x110
A SL LD FPM


















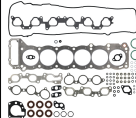























LEXUS																					
Ltr.																					
3,5	2GR-FSE	234 kW (318 PS)	IS 350	11/10-04/13																	
					01-54250-02 04111-31602 	02-54250-02 				61-54250-00 R 11115-31080 96 Ø 0,5 mm MLS 	14-32333-01 90910-02162 (6x) +90105-10521 (2x) 	2x	15-42847-01 R 11213-31040 +11193-70010 (3x) 	12-54024-03 90913-02101 (6x) +90913-02112 (6x) 	2x	71-42861-00 17177-31060 	2x	70-31414-10 	81-53274-00 90311-42045 42x60 A SL RD NBR 		
										61-54255-00 L 11116-31060 96 Ø 0,5 mm MLS 				15-42848-01 L 11214-31020 +11193-70010 (3x) 	70-54024-00 ES 90913-02101 	12x	71-42846-00 17173-31020 			81-53344-10 90311-92010 92x110 A SL LD FPM 	
3,5	2GR-FXE	200-254 kW (272-345 PS)	GS 450h RX 350 RX 450h	12/08-09/18						61-54250-00 R 11115-31080 96 Ø 0,5 mm MLS 	14-32333-01 90910-02162 (6x) +90105-10521 (2x) 	2x	15-42848-01 L 11214-31020 +11193-70010 (3x) 	12-54024-03 90913-02101 (6x) +90913-02112 (6x) 	2x	71-42842-00 17177-31040 		70-31414-10 	81-53274-00 90311-42045 42x60 A SL RD NBR 		
										61-54255-00 L 11116-31060 96 Ø 0,5 mm MLS 			15-54132-01 R 11213-31050 +11193-70010 (3x) 	70-54024-00 ES 90913-02101 	12x	71-42843-00 17178-31030 	3x	71-42844-00 17176-31090 	2x	71-42846-00 17173-31020 	81-53344-10 90311-92010 92x110 A SL LD FPM
3,5	2GR-FXS	230 kW (313 PS)	RX 450h	10/15						61-11332-00 R 96 Ø 0,7 mm MLS 	14-32333-02 	2x	15-20474-01 R 	12-54024-03 90913-02101 (6x) +90913-02112 (6x) 	2x	71-20476-00 	2x	70-31414-10 	81-10568-00 42x60 A SL RD FPM 		
										61-11333-00 L 96 Ø 0,7 mm MLS 			15-20475-01 L 	70-54024-00 ES 90913-02101 	12x	71-20479-00 	2x	71-20480-00 	71-11160-00 	81-53344-10 90311-92010 92x110 A SL LD FPM 	

LEXUS


Ltr.  4,0 1UZ-FE 186 kW (253 PS) LS 400 10/94-08/00  1


										
01-10168-01 04111-50100  ⇒ 07/97	02-10168-01 04112-50100  ⇒ 07/97			61-10168-00 R 11115-50021 89,5 Ø 1,4 mm  ⇒ 07/97	14-12043-01 90910-02180 (10x) 	15-12044-01 2x 11213-50021 +11193-15010 (4x)  ⇒ 07/97	12-52806-05 2x 90913-02123 (16x)  ⇒ 07/97	71-12045-00 L 2x 17171-50011  ⇒ 07/97	70-31414-10 	81-10469-00 K 2x 43x60 A SL RD 
01-10170-01  ⇒ 08/97→	02-10170-01  ⇒ 08/97→			61-10169-00 L 11116-50011 89,5 Ø 1,4 mm  ⇒ 07/97		15-11945-01 R 11213-50031 +11193-50010 (4x)  ⇒ 08/97→	12-54024-01 2x 90913-02101 (8x) +90913-02112 (8x)  ⇒ 08/97→	71-11947-00 L 2x 17171-50020  ⇒ 08/97→		81-10470-00 K 2x 95x113 A SL LD 
01-10170-01  ⇒ 08/97→	02-10170-01  ⇒ 08/97→			61-10170-00 R 11115-50042 89 Ø 1,3 mm MLS  ⇒ 08/97→		15-11946-01 L 11214-50011 +11193-50010 (4x)  ⇒ 08/97→	12-54024-01 32x 90913-02101 (8x) +90913-02112 (8x)  ⇒ 08/97→	71-12152-00 L 2x 17173-50010  ⇒ 07/97		81-53256-00 N 2x 38x50 A SL RD NBR  ⇒ 07/97
61-10171-00 L 11116-50032 89 Ø 1,3 mm MLS  ⇒ 08/97→				61-10171-00 L 11116-50032 89 Ø 1,3 mm MLS  ⇒ 08/97→		71-12044-00 2x 11213-50021  ⇒ 07/97	70-52806-00 32x 90913-02090  ⇒ 07/97	71-11948-00 L 2x 17173-50021  ⇒ 08/97→		81-10452-00 N 2x 71x85 A SL RD  ⇒ 08/97→
						71-11945-00 R 11213-50031  ⇒ 08/97→	70-54024-00 ES 16x 90913-02101  ⇒ 08/97→			
						71-11946-00 L 11214-50011  ⇒ 08/97→	70-54026-00 AS 16x 90913-02112  ⇒ 08/97→			


28 von 37

LEXUS																
Ltr.																
4,5	1FZ-FE	151 kW (205 PS)	LX 450	09/95-12/97									  		 	
					01-54125-01	02-54125-01			61-54125-00 1,4 mm	14-32354-01	15-54186-01	12-54196-01	71-54187-00  71-54191-00  71-54192-00  70-54196-00  ES 12x 70-54197-00  AS 12x	71-54187-00  71-54191-00  71-54192-00  71-54188-00  71-54189-00  17198-66010	70-31414-10 	81-54193-00  90311-52022 52x70 A SL RD 81-54194-00  90311-99009 99x119 A SL LD

LEXUS

Ltr. 











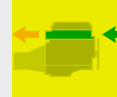




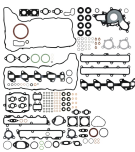






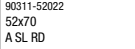

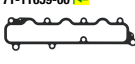












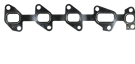








 1

4,5 1VD-FTV

195-200 kW (265-272 PS)

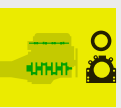
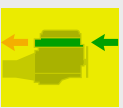
LX 450d

09/15

										
01-11658-01	02-11658-01			61-10145-00 R 87,5 Ø 1,25 mm MLS	14-11664-01 2x	15-11655-01 R	12-53854-01 90913-W2001 (16x)	71-11658-00  2x	70-31414-10	81-54193-00 
				61-10145-10 R 87,5 Ø 1,3 mm MLS						
				61-10145-20 R 87,5 Ø 1,35 mm MLS		15-11656-01 	70-53854-00 90913-W2001			
				61-10145-30 R 87,5 Ø 1,4 mm MLS						81-54129-00 
				61-10145-40 R 87,5 Ø 1,45 mm MLS						
										
				61-10146-00 						
				61-10146-10 						
				61-10146-20 						
				61-10146-30 						
				61-10146-40 						
										

LEXUS

Ltr.  4,6 1UR-FE 218-234 kW (296-318 PS) GX 460 LX 460 01/10  1 **[NEW]**



61-11071-00 R
96 Ø
0,7 mm
MLS



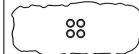
61-11083-00 L
96 Ø
0,7 mm
MLS



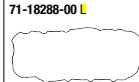
14-32333-03
90910-02162 (10x)



2x




15-20151-02 R



71-18288-00 L

71-20151-00 R

12-54024-01
90913-02101 (8x)
+90913-02112 (8x)




70-54024-00 ES
90913-02101



70-54026-00 AS
90913-02112



71-18291-00 L 



11-15715-02  2x



11-15715-02  2x




70-31414-10



81-53274-00 K 

90311-42045
42x60
A SL RD NBR



81-10470-00 K 

95x113
A SL LD



4,6 1UR-FE 240-288 kW (326-392 PS) GS 460 LS 460 04/06


61-11071-00 R
96 Ø
0,7 mm
MLS



61-11083-00 L
96 Ø
0,7 mm
MLS



14-32333-03
90910-02162 (10x)



2x

12-54024-01
90913-02101 (8x)
+90913-02112 (8x)



70-54024-00 ES
90913-02101




70-54026-00 AS
90913-02112



2x


70-31414-10



81-53274-00 K 

90311-42045
42x60
A SL RD NBR





81-10470-00 K 

95x113
A SL LD



LEXUS

Ltr.  4,7 2UZ-FE 170-202 kW (231-275 PS) LX 470  05/98-03/08



61-10848-00 R
11115-50080
95,8 Ø
1,15 mm
MLS



61-10849-00 L
11116-50070
95,8 Ø
1,15 mm
MLS



14-15219-01



2x

71-11945-00 R
11213-50031



71-11946-00 L
11214-50011



12-54024-01
90913-02101 (8x)
+90913-02112 (8x)




70-54024-00 ES
90913-02101




70-54026-00 AS
90913-02112




71-11947-00 L
17171-50020
 05/05



71-11949-00 L
17116-50010
 05/05



71-11948-00
17173-50021
 05/05




70-31414-10


81-10469-00 K
43x60
A SL RD



81-10470-00 K
95x113
A SL LD



81-10543-00 N
90311-38065
38x85
A SL RD FPM
 05/05



4,7 2UZ-FE 175-199 kW (238-271 PS) GX 470 11/01-11/09

61-10848-00 R
11115-50080
95,8 Ø
1,15 mm
MLS



61-10849-00 L
11116-50070
95,8 Ø
1,15 mm
MLS



14-15219-01



2x

71-11945-00 R
11213-50031



71-11946-00 L
11214-50011



12-54024-01
90913-02101 (8x)
+90913-02112 (8x)




70-54024-00 ES
90913-02101




70-54026-00 AS
90913-02112




71-11947-00 L
17171-50020
 11/04



71-11949-00 L
17116-50010
 11/04



71-11948-00
17173-50021
 11/04




70-31414-10


81-10469-00 K
43x60
A SL RD











































81-10470-00 K
95x113
A SL LD




81-10543-00 N
90311-38065
38x85
A SL RD FPM
 11/04



LEXUS																		
Ltr.																		
4,7	2UZ-FE	196 kW (267 PS)	GX 470	09/05-11/09					<div>61-10848-00 R</div> <div>11115-50080</div> <div>95,8 Ø</div> <div>1,15 mm</div> <div>MLS</div> <div></div> <div>61-10849-00 L</div> <div>11116-50070</div> <div>95,8 Ø</div> <div>1,15 mm</div> <div>MLS</div> <div></div>	<div>14-15219-01</div> <div></div>	2x	<div>71-11945-00 R</div> <div>11213-50031</div> <div></div> <div>71-11946-00 L</div> <div>11214-50011</div> <div></div>	<div>12-54024-01</div> <div>90913-02101 (8x)</div> <div>+90913-02112 (8x)</div> <div></div> <div>70-54024-00 ES</div> <div>90913-02101</div> <div></div> <div>70-54026-00 AS</div> <div>90913-02112</div> <div></div>	2x	<div>70-31414-10</div> <div></div>	<div>81-10469-00 K↔</div> <div>43x60</div> <div>A SL RD</div> <div></div> <div>81-10470-00 K↔</div> <div>95x113</div> <div>A SL LD</div> <div></div>		
4,7	2UZ-FE	197 kW (268 PS)	LX 470	05/98-03/08					<div>61-10848-00 R</div> <div>11115-50080</div> <div>95,8 Ø</div> <div>1,15 mm</div> <div>MLS</div> <div></div> <div>61-10849-00 L</div> <div>11116-50070</div> <div>95,8 Ø</div> <div>1,15 mm</div> <div>MLS</div> <div></div>	<div>14-15219-01</div> <div></div>	2x	<div>71-11945-00 R</div> <div>11213-50031</div> <div></div> <div>71-11946-00 L</div> <div>11214-50011</div> <div></div>	<div>12-54024-01</div> <div>90913-02101 (8x)</div> <div>+90913-02112 (8x)</div> <div></div> <div>70-54024-00 ES</div> <div>90913-02101</div> <div></div> <div>70-54026-00 AS</div> <div>90913-02112</div> <div></div>	2x	<div>71-11947-00 K↔</div> <div>17171-50020</div> <div></div> <div>71-11949-00 K↔ ⑨</div> <div>17116-50010</div> <div></div> <div>71-11948-00 K↔</div> <div>17173-50021</div> <div></div>	<div>70-31414-10</div> <div></div>	<div>81-10469-00 K↔</div> <div>43x60</div> <div>A SL RD</div> <div></div> <div>81-10470-00 K↔</div> <div>95x113</div> <div>A SL LD</div> <div></div> <div>81-10543-00 N</div> <div>90311-38065</div> <div>38x85</div> <div>A SL RD FPM</div> <div></div>	2x

LEXUS

Ltr.  5,0 2UR-FSE 327 kW (445 PS)  LS 600h  09/07



61-11071-00 R
96 Ø
0,7 mm
MLS



61-11083-00 L
96 Ø
0,7 mm
MLS



14-32333-03
90910-02162 (10x)



2x

12-54024-01
90913-02101 (8x)
+90913-02112 (8x)



2x

70-54024-00 ES
90913-02101



16x

70-54026-00 AS
90913-02112



16x



70-31414-10

81-53274-00 K 
90311-42045
42x60
A SL RD NBR



81-10470-00 K 
95x113
A SL LD



5,7 3UR-FE 266-286 kW (362-389 PS) LX 570 08/07 **[NEW]**

61-11071-00 R
96 Ø
0,7 mm
MLS



61-11083-00 L
96 Ø
0,7 mm
MLS



14-32333-03
90910-02162 (10x)



2x



15-20151-02 R



71-20151-00 R

15-18288-02 L



15-20151-02 R



71-20151-00 R

12-54024-01
90913-02101 (8x)
+90913-02112 (8x)



2x

70-54024-00 ES
90913-02101



16x

70-54026-00 AS
90913-02112




16x

71-18291-00 L  2x



11-15715-02  2x



11-15715-02  2x



70-31414-10

81-53274-00 K 
90311-42045
42x60
A SL RD NBR



81-10470-00 K 
95x113
A SL LD



Haftungsausschluss

(für Katalog)

Alle Angaben in unserem Katalog wurden von uns sorgfältig geprüft, sind jedoch unverbindlich. Ersatzansprüche wegen Katalogangaben werden von uns nicht anerkannt. Der Käufer ist selbst verpflichtet, zu prüfen, ob unsere Teile für seine Zwecke geeignet sind. In allen Zweifelsfällen sollte Rücksprache mit unserem technischen Kundendienst erfolgen **Tel. +49 731 7046 999**.

Technische Weiterentwicklungen oder Änderungen bleiben vorbehalten, soweit damit keine Nachteile für den Kunden verbunden sind.

Angaben, Namens- und Markenzeichen, Beschreibungen, Nummern von Fahrzeugnummern und Herstellerzeichen, Original-Ersatzteilnummern der Fahrzeug- und Motorenhersteller u. a. sind ausschließlich für interne Zwecke gedacht. Solche Kennzeichnungen dürfen Fahrzeugbesitzern gegenüber nicht verwendet werden.

Wir weisen ausdrücklich darauf hin, dass alle von uns gelieferten Teile von geschultem Fachpersonal einzubauen sind. Reinz haftet für Fehler in diesem Katalog nur, wenn diese für den Kunden nicht offenbar erkennbar sind sowie nur bei Vorsatz und grober Fahrlässigkeit von Reinz, eines Vertreters oder eines Erfüllungsgehilfen. Dieser Haftungsausschluss gilt nicht im Rahmen

des Anwendungsbereichs des Produkthaftungsgesetzes und nicht bei Verletzung von Körper, Leben und Gesundheit, sowie bei der Verletzung von sog. Kardinalpflichten. Darüber hinaus ist unsere Haftung für Schäden, insbesondere für Personen-, Sach- oder Vermögensschäden, die unmittelbar oder mittelbar im Zusammenhang mit der Nutzung dieses Kataloges auftreten, sowie für nicht voraussehbare Schäden ausgeschlossen.

Reinz ist Inhaber aller Schutzrechte an den in diesem Katalog gespeicherten Daten. Kopie, Nachdruck, ganze oder teilweise Übernahme der Inhalte und Vervielfältigung, auch auszugsweise, ist nur mit unserer vorheriger schriftlichen Zustimmung sowie mit unserem Urheberrechtsvermerk zulässig.

Für Bestellungen, welche ab dem Erscheinungsdatum eines neuen Katalogs getätigt werden, sind alleine die Angaben des neuen Katalogs maßgeblich. Auf Angaben im Vorkatalog kann bei Neubestellungen nicht mehr zurückgegriffen werden.

Sofern Sie noch Fragen haben, bitten wir Sie, sich mit uns in Verbindung zu setzen.

VictorReinz.com/AGB

Exclusion of Liability

(for catalog)

All details in our catalog have been thoroughly checked by us but are however not binding. Right to damages on account of catalog details will not be recognized. The purchaser is obliged to check if our parts are suitable for their use. In all doubtful cases, the purchaser should consult our technical customer service under **+49 731 7046 999**.

We reserve the right to further technical developments or changes as long as no disadvantage for the customer results.

Details, name and trademarks, descriptions, numbers from vehicle numbers and manufacturer symbols, original vehicle replacement part numbers and engine manufacturer etc. are solely for internal use. Such labels must not be used with vehicle owners.

We specifically point out that all parts supplied by us must be assembled by trained specialists.

Reinz is liable for mistakes in this catalog only when they are not clearly recognizable for the customer, as well as by intent or gross negligence on the part of Reinz, it's representative or vicarious agent. This exclusion of liability does not apply within the framework of the field of

application of the product liability laws and not by bodily harm, life and health, as well as by violation of cardinal duties. In addition, our liability for damages, especially personal, property or financial damages that occur directly or indirectly as a result of the use of this catalog, as well as non-foreseeable damages are excluded.

Reinz is the owner of all patent rights on the data stored in this catalog. Copies, reprints, whole or partial takeover of the contents and duplication even in excerpts are only permissible with our prior written approval, as well as with our copyright note.

For orders placed after the publication date of a new catalog, only the details in the new catalog are binding and no fall back to details in the previous catalog is possible.

In case you have further questions, do not hesitate to contact us.

VictorReinz.com/AGB

VictorReinz.com

reinz.info@dana.com

Technical Hotline +49 (0)731 7046-9 99

REINZ-Dichtungs-GmbH

Reinzstrasse 3-7
89233 Neu-Ulm
Germany
+49 (0)731 7046-0

VICTOR REINZ[®]

