

VICTOR REINZ®



ISUZU
Q2 / 2024



VictorReinz.com/online-catalog

Victor Reinz®

at a Glance



Online Catalog

VictorReinz.com/online-catalog



Newsletter

VictorReinz.com/EN/News/Newsletter.aspx?region



Youtube

www.youtube.com/user/VictorReinzSealingEN



Catalog News

VictorReinz.com/news



Technical Service Information

VictorReinz.com/tsi



Facebook

www.facebook.com/VictorReinzParts



Just seal it!

VictorReinz.com/jsi



Technical Datasheet

VictorReinz.com/jsi-datasheet



LinkedIn

www.linkedin.com/showcase/victor-reinz-emea



Safety Datasheet

VictorReinz.com/jsi-datasheet



Homepage

VictorReinz.com



VictorReinz.com/catalog-info



VictorReinz.com/catalog-how-to-use



ISUZU



0-9

4BD1 18

4FD1 7

4HK1-E5C 18

4HK1-E5N 18

4HK1-E5S 18

4HK1-TCN 19

4HK1-XN 19

4JA1 8-9

4JA1-AG 8

4JA1-L 8

4JA1-T 8

4JA1-TC 8

4JB1 10-11

4JB1-T 11

4JB1-TC 12

4JG2 17

4JG2-T 17

4JG2-TC 17

4JH1-TC 12

4JJ1-E4C-L 13

4JJ1-TC 13-14

4JJ1-TCX 14-15

4JJ3-TCX 15

4JK1-E5-TC 9

4JK1-E5S-L 9

4JK1-TC 9

4JK1-TCX 10

4JK1-TCY 9

4JX1 16

4JX1-T 16

4JX1-TC 16

4XE1 5

4XE1-UW 5

4ZC1 6

4ZC1-T 6

4ZD1 7

4ZE1 10

6BD1 19

6HE1-T 20

6HH1-N 21

6HH1-S 21

6HK1-TC 20

6HK1-TCC 20

6HK1-TCN 20



6HK1-TCS 21

6VD1 (DOHC) 17

6VD1 (SOHC) 17

6VE1 18

C

C190 5

C223 7

C223-T 7

C24-SE 8

C240 8

G

G161-Z 5









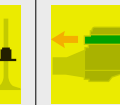



















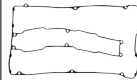

















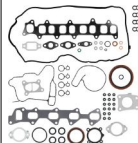



















G200-Z 6















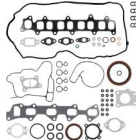

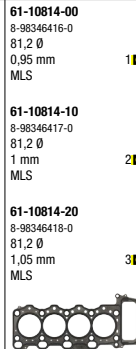

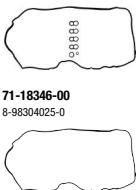





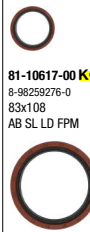


























R

RZ4E 5

RZ4E-TC 6

RZ4E-TCX 6

ISUZU															
Ltr.															
1,6	G161-Z	74 kW (101 PS)							61-52390-00 94216870 82,5 Ø 		71-52386-00 94200715 	12-52733-01  70-52733-10 	11-52389-01  94207284 	71-52387-00 94204431 	
1,6	4XE1	84-93 kW (114-126 PS)	GEMINI GEMINI GTi	03/88-12/90	01-52890-02 94386049	02-52890-02			61-52890-00 94429626 81 Ø 			12-52829-02 894470-9460 (12x) 	71-53073-00  71-53074-00  8-94457315-1 		
1,6	4XE1-UW	97-103 kW (132-140 PS)			01-53085-01 894331-5322 	02-53085-01 94331533 			61-53085-00 81 Ø 		71-52833-00 94360527 	12-52829-01 894470-9460 (16x) 	71-52831-00  94437058 71-53074-00  8-94457315-1 	81-53336-00  8-94327063-0 87x100 B SL LD MVQ  81-53226-00  8-94215220-0 30x45 A SL OD MVQ 	
1,9	C190	40 kW (54 PS)			02-52400-01 94030182 				61-52400-00 511141-0731 87,5 Ø MLS 		71-52323-00 511173-0170 	12-52834-01 8-97120307-0 (8x)  70-52834-00 8-97120307-0 	71-52401-00    		
1,9	RZ4E	88 kW (120 PS)			01-11133-01 	02-11133-01 			61-10814-00 8-98346416-0 81,2 Ø 0,95 mm MLS 1  61-10814-10 8-98346417-0 81,2 Ø 1 mm MLS 2  61-10814-20 8-98346418-0 81,2 Ø 1,05 mm MLS 3  	14-18344-01 8-98273485-0 (10x) 	15-18346-01 8-98304025-0 +8-98336417-0 (4x) +8-98336418-0 +8-98336419-0  71-18346-00 8-98304025-0 	12-18517-01 8-98250249-0 (16x)  70-18517-00 8-98250249-0 	71-18598-00  8-98247601-0  71-18350-00  8-98247606-2 	70-31414-10 	81-10616-00  8-98259275-0 57x76 AB SL RD FPM  81-10617-00  8-98259276-0 83x108 AB SL LD FPM 

ISUZU														
Ltr.														
1,9	RZ4E-TC RZ4E-TCX	110-120 kW (150-163 PS)	D-MAX D-MAX Ddi D-MAX DDi MU-X DDi	11/15	 01-11133-01 8-98346416-0 81,2 Ø 0,95 mm MLS	 02-11133-01 8-98346417-0 81,2 Ø 1 mm MLS		 61-10814-00 8-98346416-0 81,2 Ø 0,95 mm MLS 61-10814-10 8-98346417-0 81,2 Ø 1 mm MLS 61-10814-20 8-98346418-0 81,2 Ø 1,05 mm MLS	 14-18344-01 8-98273485-0 (10x)	 15-18346-01 8-98304025-0 +8-98336417-0 (4X) +8-98336418-0 +8-98336419-0	 12-18517-01 8-98250249-0 (16x) 70-18517-00 8-98250249-0 16x	 71-18348-00  8-98332282-0 71-18350-00  8-98247606-2	 70-31414-10 8-98259275-0 57x76 AB SL RD FPM	 81-10616-00  8-98259275-0 57x76 AB SL RD FPM 81-10617-00  8-98259276-0 83x108 AB SL LD FPM
2,0	G200-Z	58 kW (79 PS)	CAMPO	06/85-12/88		 02-52392-01 894255-4551		 61-52392-00 94213809 88 Ø		 71-52386-00 94200715	 12-52733-01 8-98250249-0 (16x) 70-52733-10	 71-52391-00  94210402 11-52389-01  94207284	2x  71-52387-00 94204431	 81-53287-00  50x68 A SL RD FPM 81-53327-00  9-09824449-0 82x105 A SL LD MVQ
2,0	4ZC1 4ZC1-T	61-110 kW (83-150 PS)	MIDI PIAZZA Turbo	06/85-08/92	 01-52395-01 894124-6250	 02-52395-01 587810-3360		 61-52395-00 8-94328112-0 89,5 Ø		 15-52393-01 894214-9850	 12-52733-01 8-98250249-0 (16x) 70-52733-10	 71-52397-00  894111-6490 71-52398-00  894246-1091	 71-52396-00	 81-53268-00  8-94214912-0 40x56 A SL RD MVQ 81-53077-00  8-97071561-1 95x118 A SL LD FPM 81-53226-00  8-94215220-0 30x45 A SL OD MVQ

ISUZU

Ltr.

2,2 C223
C223-T

39-53 kW (53-72 PS)

CAMPO D
KB
TROOPER D
TROOPER TD

01/83-12/91

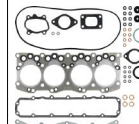
01-52405-01

894167-7800



02-52405-01

894248-8300



61-52405-00

894156-0780

89 Ø

MLS



71-52323-00

511173-0170



12-52834-01

8-97120307-0 (8x)



70-52834-00

8-97120307-0



8x

71-52401-00

65x84

A SL RD NBR

81-53327-00

9-09924449-0

82x105

A SL LD MVQ

81-53276-00

42x55

A SL RD FPM

71-52403-00

511367-0040

81-53268-00

8-94214912-0

40x56

A SL RD MVQ

81-53077-00

8-97071561-1

95x118

A SL LD FPM

81-53221-00

5-09625053-1

28x47

A SL RD MVQ

2,2 4FD1

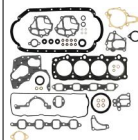
45 kW (61 PS)

FARGO Bus D
MIDI D

01/83-12/95

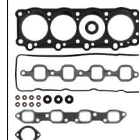
01-52410-01

894438-3150



02-52410-01

894438-3180



61-52410-00

894124-8800

89,5 Ø



71-52404-00

8-94239140-0



12-52733-01

8-97120307-0 (8x)



70-52733-10



71-52407-00

94221022

81-53268-00

8-94214912-0

40x56

A SL RD MVQ

81-53077-00

8-97071561-1

95x118

A SL LD FPM

81-53221-00

5-09625053-1

28x47

A SL RD MVQ

2,3 4ZD1

66-72 kW (90-98 PS)

CAMPO
TROOPER

09/84-12/91


01-52412-01

587810-3433



02-52412-01

94335884



61-52412-00

8-94324053-0

91 Ø

1,5 mm



15-52393-01

894214-9850



12-52733-01

8-97120307-0 (8x)



70-52733-10



71-52411-00

894146-2490

81-53268-00

8-94214912-0

40x56

A SL RD MVQ

81-53077-00

8-97071561-1

95x118

A SL LD FPM


81-53226-00

8-94215220-0

30x45

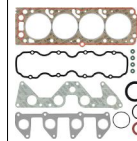
A SL OD MVQ

ISUZU

Ltr.  2,4 C24-SE 94 kW (128 PS) KB 06/04



02-26775-04




08-31965-02

8-92061971-0



61-26775-10
87,5 Ø
1,3 mm



61-37455-00

93282665

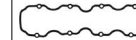
90 Ø

MLS



71-33367-00

8-90467661-0



12-26546-01

8-90215296-0 (8X)



71-26510-10

8-92060514-0



71-25513-10

8-92060515-0



70-31414-10

31x50



81-25516-10

A SL RD FPM



81-38229-10

8-90298408-0

90x104

A SL LD



81-24909-10

8-90280463-0

35x48

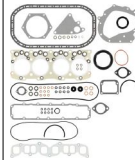
A SL RD MVQ



2,4 C240 44-51 kW (60-69 PS)

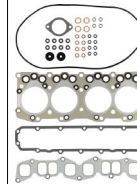
01-52400-02

587810-2082



02-52400-01

94030182



61-52400-00

511141-0731

87,5 Ø

MLS



71-52323-00

511173-0170



12-52834-01

8-97120307-0 (8X)



70-52834-00

8-97120307-0



71-52401-00

8-92060514-0



71-52403-00

511367-0040



81-53287-00

50x68

A SL RD FPM



81-53327-00

9-09924449-0

82x105

A SL LD MVQ



2,5 4JA1 50-74 kW (68-101 PS)

D-MAX

D-MAX CRDi

D-MAX DTD

KB

PICKUP TD

12/90

61-52675-00

8-97350318-0

94 Ø

1,6 mm

MLS




61-52675-10

8-97350319-0

94 Ø

1,65 mm

MLS



61-52675-20

8-97350320-0

94 Ø

1,7 mm

MLS



14-32145-01

8-97133416-1 (18X)

1,6 mm

MLS

1,65 mm

MLS

1,7 mm

MLS

MLS

MLS

MLS

MLS

MLS

MLS

MLS

MLS

MLS

MLS

MLS

MLS

MLS

MLS

MLS

MLS

MLS

MLS

MLS

MLS

MLS

MLS

MLS

MLS

12-52834-01

8-97120307-0 (8X)



70-52834-00

8-97120307-0



71-53973-00

8-97301838-1



81-53426-00

8-97049145-0

50x68

A SL RD FPM














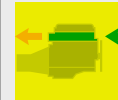


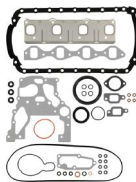





















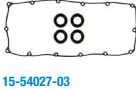
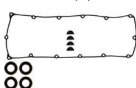
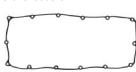










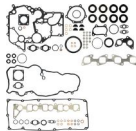

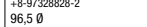


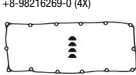




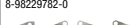





81-53077-00









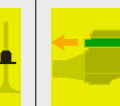
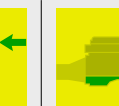






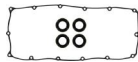
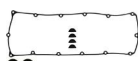












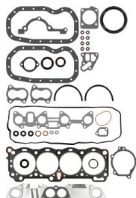


























8-97071561-1















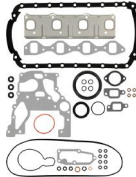













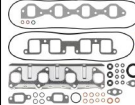








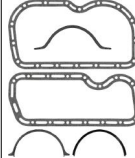










95x118
















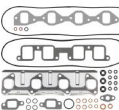










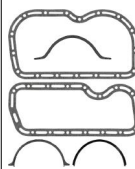







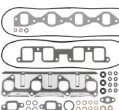












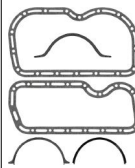



















A SL LD FPM









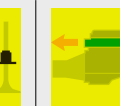
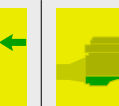






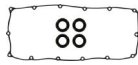
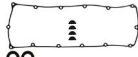











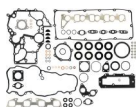



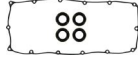
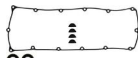






















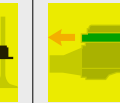





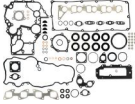

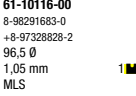

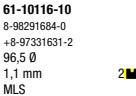

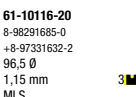

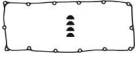











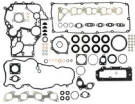



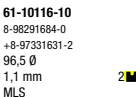

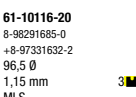


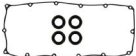














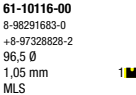

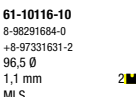

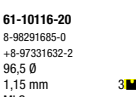


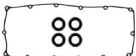












ISUZU																
Ltr.																
2,5	4JA1	55 kW (75 PS)	CAMPO D KB	01/83-12/90		01-52675-01 894319-3700 	02-52675-01 894319-3760 			61-52675-00 8-97350318-0 94 Ø 1,6 mm MLS  1 		15-52414-02 	12-52834-01 8-97120307-0 (8x)  70-52834-00 8-97120307-0 	71-52962-00  71-52963-00  71-52964-00  8x 	71-52413-00 	81-53426-00  8-97049145-0 50x68 A SL RD FPM  81-53077-00  8-97071561-1 95x118 A SL LD FPM  81-53268-00  8-94214912-0 40x56 A SL RD MVQ 
2,5	4JK1-E5S-L 4JK1-E5-TC 4JK1-TCY	120 kW (163 PS)	D-MAX CRDi	06/12 [NEW]		01-54027-03 5-87816862-0 	02-54027-02 5-87816990-0 			61-10116-00 8-98291683-0 +8-97328828-2 96,5 Ø 1,05 mm MLS  1 	14-32006-01 8-98201019-0 (18x) 	15-54027-02 8-97945338-0 +8-98037543-0 (4x)  15-54027-03 8-97945338-0 +8-98037543-0 (4x) +8-98216269-0 (4X)  71-54027-00 8-97945338-0 	12-54047-01 8-97328647-0 (16x)  70-54047-00 8-97328647-0 	71-54031-00  8-98212999-0 71-54029-00  8-98229782-0  16x 	70-31414-10 	81-53426-00  8-97049145-0 50x68 A SL RD FPM  81-53077-00  8-97071561-1 95x118 A SL LD FPM 
2,5	4JK1-TC	80-100 kW (109-136 PS)	D-MAX CRDi D-MAX D1TD KB MU-X CRDi	10/06		01-54027-02 	02-54027-01 			61-10116-00 8-98291683-0 +8-97328828-2 96,5 Ø 1,05 mm MLS  1 	14-32006-01 8-98201019-0 (18x) 	15-54027-01 8-97945338-0 +8-98216269-0 (4X) 	12-54047-01 8-97328647-0 (16x)  70-54047-00 8-97328647-0 	71-54031-00  8-98212999-0 71-54029-00  8-98229782-0  16x 	70-31414-10 	81-53426-00  8-97049145-0 50x68 A SL RD FPM  81-53077-00  8-97071561-1 95x118 A SL LD FPM 









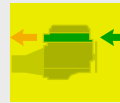














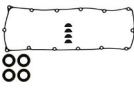


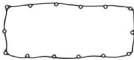























ISUZU															
Ltr. 															
2,5 4JK1-TCX	56-100 kW (76-136 PS)	D-MAX D-MAX CRDi KB MU-X CRDi	10/06 [NEW]					61-10116-00 8-98291683-0 +8-97328828-2 96,5 Ø 1,05 mm MLS 61-10116-10 8-98291684-0 +8-97331631-2 96,5 Ø 1,1 mm MLS 61-10116-20 8-98291685-0 +8-97331632-2 96,5 Ø 1,15 mm MLS 	14-32006-01 8-98201019-0 (18x) 	15-54027-02 8-97945338-0 +8-98037543-0 (4x)  15-54027-03 8-97945338-0 +8-98037543-0 (4x) +8-98216269-0 (4X)  71-54027-00 8-97945338-0 	12-54047-01 8-97328647-0 (16x)  70-54047-00 8-97328647-0 	71-54031-00  8-98212999-0  71-54029-00  8-98229782-0 	70-31414-10 	81-53426-00  8-97049145-0 50x68 A SL RD FPM  81-53077-00  8-97071561-1 95x118 A SL LD FPM 	
2,6 4ZE1	84-90 kW (114-122 PS)	PICKUP TROOPER	11/86-08/96	01-52415-01 894335-9393 	02-52415-01 894312-5881 			61-52415-00 8-94174279-0 94 Ø 		15-52393-01 894214-9850 	12-52733-01  70-52733-10 	71-52398-00  894246-1091 	71-52409-00 894152-7890 	81-53268-00  8-94214912-0 40x56 A SL RD MVQ  81-53077-00  8-97071561-1 95x118 A SL LD FPM  81-53226-00  8-94215220-0 30x45 A SL OD MVQ 	
2,8 4JB1	42-74 kW (57-101 PS)	ELF D FRONTIER D	10/85-09/03					61-52675-00 8-97350318-0 94 Ø 1,6 mm MLS 61-52675-10 8-97350319-0 94 Ø 1,65 mm MLS 61-52675-20 8-97350320-0 94 Ø 1,7 mm MLS 	14-32145-01 8-97133416-1 (18X) 		12-52834-01 8-97120307-0 (8X)  70-52834-00 8-97120307-0 	71-53973-00  8-97301838-1 		81-53426-00  8-97049145-0 50x68 A SL RD FPM  81-53077-00  8-97071561-1 95x118 A SL LD FPM  81-53268-00  8-94214912-0 40x56 A SL RD MVQ 	















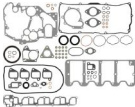
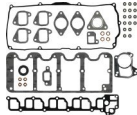




















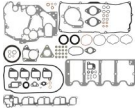
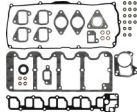














ISUZU															
Ltr.															
2,8	4JB1	74 kW (101 PS)	TFR/TFS PICKUP D	09/91-08/99	01-52675-01 894319-3700 	02-52675-01 894319-3760 		61-52675-00 8-97350318-0 94 Ø 1,6 mm MLS 	14-32145-01 8-97133416-1 (18X) 	15-52414-02 	12-52834-01 8-97120307-0 (8X) 		71-52413-00 	81-53426-00 K 8-97049145-0 50x68 A SL RD FPM 	
								61-52675-10 8-97350319-0 94 Ø 1,65 mm MLS 			70-52834-00 8-97120307-0 	8x		81-53077-00 K 8-97071561-1 95x118 A SL LD FPM 	
								61-52675-20 8-97350320-0 94 Ø 1,7 mm MLS 						81-53268-00 N 8-94214912-0 40x56 A SL RD MVQ 	
2,8	4JB1-T	71-88 kW (97-120 PS)	TROOPER TD VEGA TD	10/87-12/02	01-52414-01 	02-52414-01 		04-10003-01  	61-52675-00 8-97350318-0 94 Ø 1,6 mm MLS 	14-32145-01 8-97133416-1 (18X) 	15-52414-02 	12-52834-01 8-97120307-0 (8X) 	71-52962-00  	10-52968-01 	81-53426-00 K 8-97049145-0 50x68 A SL RD FPM 
								61-52675-10 8-97350319-0 94 Ø 1,65 mm MLS 			70-52834-00 8-97120307-0 	8x	71-52963-00  		81-53077-00 K 8-97071561-1 95x118 A SL LD FPM 
								61-52675-20 8-97350320-0 94 Ø 1,7 mm MLS 					71-52964-00  		81-53268-00 N 8-94214912-0 40x56 A SL RD MVQ 

ISUZU															
Ltr.															
2,8	4JB1-TC	67 kW (91 PS)	ELF TD	10/03					<p>61-52675-00 8-97350318-0 94 Ø 1,6 mm MLS</p> <p>61-52675-10 8-97350319-0 94 Ø 1,65 mm MLS</p> <p>61-52675-20 8-97350320-0 94 Ø 1,7 mm MLS</p> 		<p>15-52414-02</p> 	<p>12-52834-01 8-97120307-0 (8X)</p>  <p>70-52834-00 8-97120307-0</p> <p>8x</p> 	<p>71-52962-00 </p>  <p>71-52963-00 </p>  <p>71-52964-00 </p> <p>8x</p> 	<p>10-52968-01</p> 	<p>81-53426-00 </p> <p>8-97049145-0 50x68 A SL RD FPM</p>  <p>81-53077-00 </p> <p>8-97071561-1 95x118 A SL LD FPM</p>  <p>81-53268-00 </p> <p>8-94214912-0 40x56 A SL RD MVQ</p> 
2,8	4JB1-TC	78 kW (106 PS)	KB TROOPER TD	10/88-09/03				<p>04-10003-01 </p> 	<p>61-52675-00 8-97350318-0 94 Ø 1,6 mm MLS</p> <p>61-52675-10 8-97350319-0 94 Ø 1,65 mm MLS</p> <p>61-52675-20 8-97350320-0 94 Ø 1,7 mm MLS</p> 		<p>15-52414-02</p> 	<p>12-52834-01 8-97120307-0 (8X)</p>  <p>70-52834-00 8-97120307-0</p> <p>8x</p> 	<p>71-52962-00 </p>  <p>71-52963-00 </p>  <p>71-52964-00 </p> <p>8x</p> 	<p>10-52968-01</p> 	<p>81-53426-00 </p> <p>8-97049145-0 50x68 A SL RD FPM</p>  <p>81-53077-00 </p> <p>8-97071561-1 95x118 A SL LD FPM</p>  <p>81-53268-00 </p> <p>8-94214912-0 40x56 A SL RD MVQ</p> 
3,0	4JH1-TC	88-100 kW (120-136 PS)	D-MAX D1TD VEGA D	01/99-12/12					<p>61-53900-00 8-97259601-0 97 Ø 1,4 mm MLS</p> <p>61-53900-10 8-97259602-0 97 Ø 1,45 mm MLS</p> <p>61-53900-20 8-97259603-0 97 Ø 1,5 mm MLS</p> 		<p>15-52414-02</p> 	<p>12-52834-01 8-97120307-0 (8X)</p>  <p>71-53973-00 </p> <p>8-97301838-1</p>  <p>71-52964-00 </p> 	<p>70-31414-10</p> 	<p>81-53426-00 </p> <p>8-97049145-0 50x68 A SL RD FPM</p>  <p>81-53077-00 </p> <p>8-97071561-1 95x118 A SL LD FPM</p> 	

ISUZU																
Ltr. 																
3,0	4JJ1-E4C-L	120 kW (163 PS)	D-MAX CRDi D-MAX DTD	01/07-06/12 [NEW]					61-10116-00 8-98291683-0 +8-97328828-2 96,5 Ø 1,05 mm MLS 	14-32006-01 8-98201019-0 (18x) 	15-54027-02 8-97945338-0 +8-98037543-0 (4x)  15-54027-03 8-97945338-0 +8-98037543-0 (4x) +8-98216269-0 (4X)  71-54027-00 8-97945338-0 	12-54047-01 8-97328647-0 (16x) 	71-54031-00  8-98212999-0  71-54029-00  8-98229782-0 	70-31414-10 	81-53426-00  8-97049145-0 50x68 A SL RD FPM  81-53077-00  8-97071561-1 95x118 A SL LD FPM 	
3,0	4JJ1-TC	100-120 kW (136-163 PS)	D-MAX D-MAX CRDi D-MAX DTD	01/07-12/12 [NEW]	01-54027-01 	02-54027-01 			61-10116-00 8-98291683-0 +8-97328828-2 96,5 Ø 1,05 mm MLS 	14-32006-01 8-98201019-0 (18x) 	15-54027-02 8-97945338-0 +8-98037543-0 (4x)  15-54027-03 8-97945338-0 +8-98037543-0 (4x) +8-98216269-0 (4X)  71-54027-00 8-97945338-0 	12-54047-01 8-97328647-0 (16x)  70-54047-00 8-97328647-0 	71-54031-00  8-98212999-0  71-54029-00  8-98229782-0 	70-31414-10 	81-53426-00  8-97049145-0 50x68 A SL RD FPM  81-53077-00  8-97071561-1 95x118 A SL LD FPM 	

ISUZU															
Ltr.															
3,0	4JJ1-TC	100-130 kW (136-177 PS)	D-MAX CRDi	06/12					 61-10116-00 8-98291683-0 +8-97328828-2 96,5 Ø 1,05 mm MLS 1   61-10116-10 8-98291684-0 +8-97331631-2 96,5 Ø 1,1 mm MLS 2   61-10116-20 8-98291685-0 +8-97331632-2 96,5 Ø 1,15 mm MLS 3 		 15-54027-01 8-97945338-0 +8-98216269-0 (4X)	 12-54047-01 8-97328647-0 (16x) 16x  70-54047-00 8-97328647-0	 71-54031-00  8-98212999-0  71-54029-00  8-98229782-0		 81-53426-00  8-97049145-0 50x68 A SL RD FPM  81-53077-00  8-97071561-1 95x118 A SL LD FPM
3,0	4JJ1-TC	120-130 kW (163-177 PS)	D-MAX CRDi KB MU-X CRDi MU-7 TD	11/07 					 61-10116-00 8-98291683-0 +8-97328828-2 96,5 Ø 1,05 mm MLS 1   61-10116-10 8-98291684-0 +8-97331631-2 96,5 Ø 1,1 mm MLS 2   61-10116-20 8-98291685-0 +8-97331632-2 96,5 Ø 1,15 mm MLS 3 	 14-32006-01 8-98201019-0 (18x)	 15-54027-02 8-97945338-0 +8-98037543-0 (4x)  15-54027-03 8-97945338-0 +8-98037543-0 (4x) +8-98216269-0 (4X)	 12-54047-01 8-97328647-0 (16x) 16x  70-54047-00 8-97328647-0	 71-54031-00  8-98212999-0  71-54029-00  8-98229782-0	 70-31414-10	 81-53426-00  8-97049145-0 50x68 A SL RD FPM  81-53077-00  8-97071561-1 95x118 A SL LD FPM
3,0	4JJ1-TCX	107 kW (146 PS)	D-MAX D MU-7 TD	01/04-10/13 		 02-11314-01 5-87816903-2			 61-10116-00 8-98291683-0 +8-97328828-2 96,5 Ø 1,05 mm MLS 1   61-10116-10 8-98291684-0 +8-97331631-2 96,5 Ø 1,1 mm MLS 2   61-10116-20 8-98291685-0 +8-97331632-2 96,5 Ø 1,15 mm MLS 3 	 14-32006-01 8-98201019-0 (18x)	 15-54027-02 8-97945338-0 +8-98037543-0 (4x)  15-54027-03 8-97945338-0 +8-98037543-0 (4x) +8-98216269-0 (4X)	 12-54047-01 8-97328647-0 (16x) 16x  70-54047-00 8-97328647-0	 71-54031-00  8-98212999-0  71-54029-00  8-98229782-0	 70-31414-10	 81-53426-00  8-97049145-0 50x68 A SL RD FPM  81-53077-00  8-97071561-1 95x118 A SL LD FPM

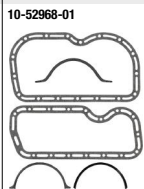
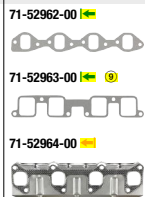
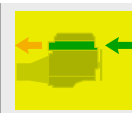
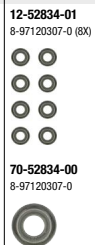
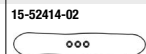


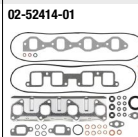
ISUZU															
Ltr. 															
3,0 4JJ1-TCX	107-130 kW (146-177 PS)	D-MAX CRDi KB MU-X CRDi MU-7 TD	08/10 [NEW]		01-11367-01 5-87818488-0  01/15→	02-11314-01 5-87816903-2  12/14  02-11367-01 5-87818497-0  01/15→			61-10116-00 8-98291683-0 +8-97328828-2 96,5 Ø 1,05 mm MLS  12/14		15-54027-02 8-97945338-0 +8-98037543-0 (4x)  12/14  15-54027-03 8-97945338-0 +8-98037543-0 (4x) +8-98216269-0 (4X)  12/14  15-22510-01 8-98228369-0 +8-98228371-0 (4X)  01/15→ 71-54027-00 8-97945338-0  12/14  71-22510-00 8-98228369-0  01/15→	12-54047-01 8-97328647-0 (16x)  70-54047-00 8-97328647-0  16x	71-54031-00  8-98212999-0  71-54029-00  8-98229782-0 	70-31414-10 	81-53426-00  8-97049145-0 50x68 A SL RD FPM  81-53077-00  8-97071561-1 95x118 A SL LD FPM 
3,0 4JJ3-TCX	140 kW (190 PS)	D-MAX DDi MU-X DDi	11/19						61-11254-00 8-97673523-0 +8-97328828-2 96,5 Ø 1,14 mm MLS  01/15→		15-22510-01 8-98228369-0 +8-98228371-0 (4X) 71-22510-00 8-98228369-0	12-54047-01 8-97328647-0 (16x)  70-54047-00 8-97328647-0  16x	71-54031-00  8-98212999-0  71-54029-00  8-98229782-0 	70-31414-10 	81-53077-00  8-97071561-1 95x118 A SL LD FPM 

ISUZU														
Ltr.														
3,0	4JX1	117 kW (159 PS)	TROOPER DTI	05/98-08/04	01-53448-01 	02-53448-01 		04-10119-01       61-53365-00 8-97317556-0 96,5 Ø 1,35 mm  61-53365-10 8-97317557-0 96,5 Ø 1,4 mm  61-53365-20 8-97317558-0 96,5 Ø 1,45 mm  14-32006-01 8-98201019-0 (18x)  71-53448-00 8-97160672-1  12-53449-01 8-97173692-0 (16x)  71-53441-00  8-97137098-1  4x 71-53452-00  8-97137100-0  81-53426-00  8-97049145-0 50x68 A SL RD FPM 81-53077-00  8-97071561-1 95x118 A SL LD FPM 81-53221-00  5-09625053-1 28x47 A SL RD MVQ 						
3,0	4JX1-T 4JX1-TC	107-118 kW (146-160 PS)	MU D TROOPER DTI WIZARD TD	06/98-08/04	01-53448-01 	02-53448-01 			61-53365-00 8-97317556-0 96,5 Ø 1,35 mm  61-53365-10 8-97317557-0 96,5 Ø 1,4 mm  61-53365-20 8-97317558-0 96,5 Ø 1,45 mm  14-32006-01 8-98201019-0 (18x)  71-53448-00 8-97160672-1  12-53449-01 8-97173692-0 (16x)  71-53441-00  8-97137098-1  4x 71-53452-00  8-97137100-0  81-53426-00  8-97049145-0 50x68 A SL RD FPM 81-53077-00  8-97071561-1 95x118 A SL LD FPM 81-53221-00  5-09625053-1 28x47 A SL RD MVQ 					

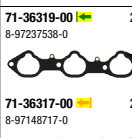

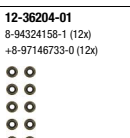

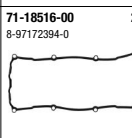
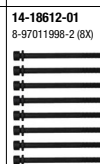
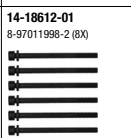
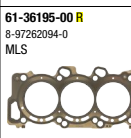

ISUZU


















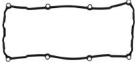





































Ltr.































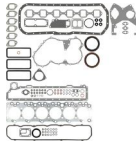







3,1 4JG2 72-92 kW (98-125 PS) ELF TD KB TROOPER TD 08/91



















































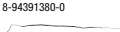






















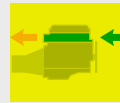


































3,2 6VD1 (DOHC) 130-158 kW (177-215 PS) AMIGO FRONTIER FRONTIER D KB RODEO SPORT V6 RODEO V6 TROOPER WIZARD 08/91-08/04



ISUZU														
Ltr. 														
3,5 6VE1	147-187 kW (200-254 PS)	AXIOM KB TFR/TFS PICKUP TROOPER V6 VEHICROSS	09/95-02/10					61-36195-00 R 8-97262094-0 MLS  61-36200-00 L 8-97262096-0 MLS 	14-18612-01 8-97011998-2 (8X)  2x	71-18516-00 8-97172394-0  2x	12-36204-01 8-94324158-1 (12x) +8-97146733-0 (12x)  70-36204-00 AS 8-97146733-0 12x  70-36206-00 ES 8-94324158-1 12x 	71-36319-00  8-97237538-0 2x 71-36317-00  8-97148717-0 2x	70-31414-10 	81-54097-00  8-97023373-0 42x55 A SL RD FPM  81-36227-00  95x118 B SL LD FPM  81-36229-00  30x45 AB SL RD FPM 2x 
3,9 4BD1	64-83 kW (87-113 PS)				02-53605-01 			61-53605-00 104,7 Ø 1,55 mm MLS 			12-53672-01 	11-53666-01  71-53662-00  2x	71-53676-00 	81-53664-00  60x82 SL MVQ RD  81-53663-00  100x135 A METALL LD MVQ  81-53922-00  105x135 AB SL FILZ LD FPM 
5,2 4HK1-E5C 4HK1-E5N 4HK1-E5S	114-204 kW (155-277 PS)							61-10829-00 8-97375433-0 115,5 Ø 1,5 mm MLS 0 61-10829-10 8-97375434-0 115,5 Ø 1,55 mm MLS 1  61-10829-20 8-97375435-0 115,5 Ø 1,6 mm MLS 2  	14-19072-01 8-98260005-0 (16x) 	71-18793-00 8-97331359-1 	12-19301-01 8-97376720-0 (16x)  70-19301-00 8-97376720-0 16x 	71-18794-00  8-97146499-2	71-18795-00 8-97364386-0 	81-10621-00  8-97329780-0 109x137 FPM  81-10623-00  8-98334339-0 104x139 FPM 

ISUZU														
Ltr.														
5,2	4HK1-TCN	110 kW (150 PS)	ELF D	10/03				<div><div>61-10829-00</div><div>8-97375433-0</div><div>115,5 Ø</div><div>1,5 mm</div><div>MLS</div><div>03/20→</div></div> <div><div>61-10829-10</div><div>8-97375434-0</div><div>115,5 Ø</div><div>1,55 mm</div><div>MLS</div><div>03/20→</div></div> <div><div>61-10829-20</div><div>8-97375435-0</div><div>115,5 Ø</div><div>1,6 mm</div><div>MLS</div><div>03/20→</div></div> <div></div>	<div><div>14-19072-01</div><div>8-98260005-0 (18x)</div></div> <div></div>	<div><div>71-18793-00</div><div>8-97331359-1</div></div> <div></div>		<div><div>71-18794-00</div><div>8-97146499-2</div></div> <div></div>	<div><div>70-31414-10</div></div> <div></div>	<div><div>81-10621-00</div><div>8-97329780-0</div><div>109x137</div><div>FPM</div></div> <div></div> <div><div>81-10623-00</div><div>8-98334339-0</div><div>104x139</div><div>FPM</div></div> <div></div>
5,2	4HK1-XN	110 kW (150 PS)	ELF D	10/03		<div><div>02-11312-01</div><div>1-87815730-0</div></div> <div></div>	<div><div>61-10829-00</div><div>8-97375433-0</div><div>115,5 Ø</div><div>1,5 mm</div><div>MLS</div></div> <div><div>61-10829-10</div><div>8-97375434-0</div><div>115,5 Ø</div><div>1,55 mm</div><div>MLS</div></div> <div><div>61-10829-20</div><div>8-97375435-0</div><div>115,5 Ø</div><div>1,6 mm</div><div>MLS</div></div> <div></div>	<div><div>14-19072-01</div><div>8-98260005-0 (18x)</div></div> <div></div>	<div><div>71-18793-00</div><div>8-97331359-1</div></div> <div></div>	<div><div>12-19301-01</div><div>8-97376720-0 (16x)</div></div> <div></div>	<div><div>71-18794-00</div><div>8-97146499-2</div></div> <div></div>	<div><div>71-18795-00</div><div>8-97364386-0</div></div> <div></div>	<div><div>81-10621-00</div><div>8-97329780-0</div><div>109x137</div><div>FPM</div></div> <div></div> <div><div>81-10623-00</div><div>8-98334339-0</div><div>104x139</div><div>FPM</div></div> <div></div>	
5,8	6BD1	100-118 kW (136-160 PS)			<div><div>01-53610-01</div><div>1-87810363-2</div></div> <div></div>	<div><div>02-53610-01</div></div> <div></div>		<div><div>61-53610-00</div><div>107 Ø</div><div>1,55 mm</div><div>MLS</div></div> <div></div>			<div><div>12-53672-02</div></div> <div></div>	<div><div>71-53673-00</div><div>71-53662-00</div></div> <div></div> <div>3x</div>	<div><div>71-53677-00</div></div>	<div><div>81-53664-00</div><div>60x82</div><div>SL MVQ RD</div></div> <div></div> <div><div>81-53663-00</div><div>100x135</div><div>A METALL LD MVQ</div></div> <div></div> <div><div>81-53922-00</div><div>105x135</div><div>AB SL FILZ LD FPM</div></div> <div></div>

ISUZU															
Ltr.															
7,1	6HE1-T	169 kW (230 PS)						61-11320-00 8-94395447-2 111 Ø 1,5 mm 	14-19072-02 8-98260005-0 (13x) 	2x		71-18835-00  8-94393672-4 	70-31414-10 	81-10625-00  8-98334482-0 104x137 FPM  81-10623-00  8-98334339-0 104x139 FPM 	
7,8	6HK1-TC 6HK1-TCN	141-191 kW (192-260 PS)	01-11311-01 1-87813250-0 	02-11311-01 1-87813251-0 				61-11311-00 8-97601819-5 115,8 Ø 1,5 mm 	14-19072-02 8-98260005-0 (13x) 	2x	71-18831-00  8-94391379-0  71-18834-00  8-94391380-0 	12-19301-02 8-97376720-0 (24x)  70-19301-00 8-97376720-0 	71-18258-00  8-94390775-0  71-18835-00  8-94393672-4 	71-18860-00 8-94390617-0 	81-10625-00  8-98334482-0 104x137 FPM  81-10623-00  8-98334339-0 104x139 FPM 
7,8	6HK1-TCC	164-191 kW (223-260 PS)	01-11311-01 1-87813250-0 	02-11311-01 1-87813251-0 				61-11311-00 8-97601819-5 115,8 Ø 1,5 mm 	14-19072-02 8-98260005-0 (13x)  02/20→ 		71-18831-00  8-94391379-0  71-18834-00  8-94391380-0 	12-19301-02 8-97376720-0 (24x)  70-19301-00 8-97376720-0 	71-18258-00  8-94390775-0  71-18835-00  8-94393672-4 	70-31414-10  71-18860-00 8-94390617-0 	81-10625-00  8-98334482-0 104x137 FPM  81-10623-00  8-98334339-0 104x139 FPM 

ISUZU													
Ltr.													
7,8	6HK1-TCS	191-221 kW (260-300 PS)	01-11311-01 1-87813250-0 	02-11311-01 1-87813251-0 			61-11311-00 8-97601819-5 115,8 Ø 1,5 mm 	14-19072-02 8-98260005-0 (13x) 	2x 71-18831-00  8-94391379-0  71-18834-00  8-94391380-0 	12-19301-02 8-97376720-0 (24x)  70-19301-00 8-97376720-0 	24x 71-18258-00  8-94390775-0  71-18835-00  8-94393672-4 	70-31414-10  71-18860-00 8-94390617-0 	81-10625-00  8-98334482-0 104x137 FPM  81-10623-00  8-98334339-0 104x139 FPM 
8,2	6HH1-N 6HH1-S	129-165 kW (175-224 PS)					61-11317-00 8-94393346-3 115,8 Ø 1,5 mm 	14-19072-02 8-98260005-0 (13x) 	2x		71-18835-00  8-94393672-4 	6x 70-31414-10 	81-10625-00  8-98334482-0 104x137 FPM  81-10623-00  8-98334339-0 104x139 FPM 

Haftungsausschluss

(für Katalog)

Alle Angaben in unserem Katalog wurden von uns sorgfältig geprüft, sind jedoch unverbindlich. Ersatzansprüche wegen Katalogangaben werden von uns nicht anerkannt. Der Käufer ist selbst verpflichtet, zu prüfen, ob unsere Teile für seine Zwecke geeignet sind. In allen Zweifelsfällen sollte Rücksprache mit unserem technischen Kundendienst erfolgen **Tel. +49 731 7046 999**.

Technische Weiterentwicklungen oder Änderungen bleiben vorbehalten, soweit damit keine Nachteile für den Kunden verbunden sind.

Angaben, Namens- und Markenzeichen, Beschreibungen, Nummern von Fahrzeugnummern und Herstellerzeichen, Original-Ersatzteilnummern der Fahrzeug- und Motorenhersteller u. a. sind ausschließlich für interne Zwecke gedacht. Solche Kennzeichnungen dürfen Fahrzeugbesitzern gegenüber nicht verwendet werden.

Wir weisen ausdrücklich darauf hin, dass alle von uns gelieferten Teile von geschultem Fachpersonal einzubauen sind. Reinz haftet für Fehler in diesem Katalog nur, wenn diese für den Kunden nicht offenbar erkennbar sind sowie nur bei Vorsatz und grober Fahrlässigkeit von Reinz, eines Vertreters oder eines Erfüllungsgehilfen. Dieser Haftungsausschluss gilt nicht im Rahmen

des Anwendungsbereichs des Produkthaftungsgesetzes und nicht bei Verletzung von Körper, Leben und Gesundheit, sowie bei der Verletzung von sog. Kardinalpflichten. Darüber hinaus ist unsere Haftung für Schäden, insbesondere für Personen-, Sach- oder Vermögensschäden, die unmittelbar oder mittelbar im Zusammenhang mit der Nutzung dieses Kataloges auftreten, sowie für nicht voraussehbare Schäden ausgeschlossen.

Reinz ist Inhaber aller Schutzrechte an den in diesem Katalog gespeicherten Daten. Kopie, Nachdruck, ganze oder teilweise Übernahme der Inhalte und Vervielfältigung, auch auszugsweise, ist nur mit unserer vorheriger schriftlichen Zustimmung sowie mit unserem Urheberrechtsvermerk zulässig.

Für Bestellungen, welche ab dem Erscheinungsdatum eines neuen Katalogs getätigt werden, sind alleine die Angaben des neuen Katalogs maßgeblich. Auf Angaben im Vorkatalog kann bei Neubestellungen nicht mehr zurückgegriffen werden.

Sofern Sie noch Fragen haben, bitten wir Sie, sich mit uns in Verbindung zu setzen.

VictorReinz.com/AGB

Exclusion of Liability

(for catalog)

All details in our catalog have been thoroughly checked by us but are however not binding. Right to damages on account of catalog details will not be recognized. The purchaser is obliged to check if our parts are suitable for their use. In all doubtful cases, the purchaser should consult our technical customer service under **+49 731 7046 999**.

We reserve the right to further technical developments or changes as long as no disadvantage for the customer results.

Details, name and trademarks, descriptions, numbers from vehicle numbers and manufacturer symbols, original vehicle replacement part numbers and engine manufacturer etc. are solely for internal use. Such labels must not be used with vehicle owners.

We specifically point out that all parts supplied by us must be assembled by trained specialists.

Reinz is liable for mistakes in this catalog only when they are not clearly recognizable for the customer, as well as by intent or gross negligence on the part of Reinz, it's representative or vicarious agent. This exclusion of liability does not apply within the framework of the field of

application of the product liability laws and not by bodily harm, life and health, as well as by violation of cardinal duties. In addition, our liability for damages, especially personal, property or financial damages that occur directly or indirectly as a result of the use of this catalog, as well as non-foreseeable damages are excluded.

Reinz is the owner of all patent rights on the data stored in this catalog. Copies, reprints, whole or partial takeover of the contents and duplication even in excerpts are only permissible with our prior written approval, as well as with our copyright note.

For orders placed after the publication date of a new catalog, only the details in the new catalog are binding and no fall back to details in the previous catalog is possible.

In case you have further questions, do not hesitate to contact us.

VictorReinz.com/AGB

VictorReinz.com

reinz.info@dana.com

Technical Hotline +49 (0)731 7046-9 99

REINZ-Dichtungs-GmbH

Reinzstrasse 3-7
89233 Neu-Ulm
Germany
+49 (0)731 7046-0

VICTOR REINZ[®]

